




शिक्षा मंत्रालय
MINISTRY OF
EDUCATION

सत्यमेव जयते



राष्ट्रीय परीक्षा एजेंसी
National Testing Agency

Excellence in Assessment



NATIONAL ELIGIBILITY CUM ENTRANCE TEST (UG)

NEET(UG)-2026

INFORMATION BULLETIN

For Admission to Undergraduate Medical Courses

TABLE OF CONTENTS

S. No	Particulars	Page No.
A	List of Abbreviations	1
B	Important Information and Dates at a Glance	2
Chapter 1: Introduction		
1	About National Testing Agency (NTA)	3
Chapter 2: National Eligibility-Cum-Entrance Test NEET (UG) – 2026		
1	About NEET (UG)	4
2	NEET (UG) – 2026 and Role of NTA	4
3	Disclaimer	5
4	Related Ministries / Departments / Bodies / Regulations / Websites	6
5	Important Instructions	8
Chapter 3: Instructions for submission of Application Form/ Payment of FEE		
1	Readiness for filling up Application Form	13
2	Registration	13
3	Application Procedure	13
4	Checklist for filling the Online Application Form	19
Chapter 4: Examination Scheme		
1	Syllabus of the Test	21
2	Pattern of the Test	21
3	Important Points to Note	21
4	Mode of Examination	22
5	Duration of the Test	22
6	Medium of Question Paper	22
Chapter 5: Cities for Exam Centres of NEET (UG)-2026 Examination		24
Chapter 6: Eligibility and Qualifications for MBBS and BDS Course		
1	Eligibility to Appear in NEET (UG)-2026	25
2	Criteria for NRI/OCI/ Foreign Nationals	25
3	Qualification and Qualifying examination codes	26
Chapter 7: Counselling and Reservation for Admission to MBBS, BAMS, BUMS, BSMS, BHMS, BDS and B.Sc. Nursing Courses		
1	Admission Procedure	29
2	Admission in State Medical Colleges / Universities / Institutions / private medical colleges for seats other than 15% All India Quota by respective State/UT counselling authorities	30
3	Admission to 15% All India Quota/ AIIMS / JIPMER / Central Universities (DU/BHU/AMU) / AFMC / GGSIPU / ESIC Medical Colleges / Deemed Universities by MCC of DGHS	30
4	Reservation Policy for admission to MBBS/BDS/B.Sc. Nursing conducted by MCC/DGHS	32
5	Provisions relating to Persons with Disability (PwD)/ Persons with Benchmark Disability (PwBD) (For the purpose of appearing in the NEET Examination)	33
6	Reservation in Central Institutes / Universities	36
7	Guidelines for PwBD Candidates (For Admission purpose)	36
8	Instructions for Counselling by the MCC for MBBS and BDS Admission	37
Chapter 8: Merit List and Qualifying Criteria		
1	Qualifying Criteria	39
2	The Inter-se-merit of candidates for tie-breaking	40

S. No	Particulars	Page No.
3	Merit list for counselling under 15% All India Quota	40
4	Merit list for seats other than 15% All India Quota	40
Chapter 9: Eligibility Criteria/Quota of Seats/Reservation/Result Criteria/Counselling for admission to BAMS/BSMS/BUMS/BHMS Courses		
1	Admission to All India Seats of BAMS, BSMS, BUMS and BHMS courses through NEET (UG)-2026.	41
2	Eligibility criteria for admission to BAMS/BSMS/BUMS/BHMS courses	41
3	The quota of seats for admission to BAMS/BSMS/BUMS/BHMS courses	41
4	Reservation of seats for SC, ST, OBC-NCL, EWS, PwBD etc. for admission to BAMS/BSMS/BUMS/BHMS courses	41
5	Percentage criteria for declaration of result/ranking for BAMS/BSMS/BUMS/BHMS courses	42
6	Counselling procedure for admission to BAMS/BSMS/BUMS/BHMS courses for All India Quota seats (AIQ)	42
7	Important information for the application process	43
Chapter 10: Admit Card		44
Chapter 11: Barred Items and Dress Code		
1	Barred Items	45
2	Dress Code	45
Chapter 12: Information for Parents/Guardians		46
Chapter 13: Instructions to be followed in the Examination Hall		47
Chapter 14: Unfair Means/Practices & Breach of Examination Rules		
1	Definition	49
2	Punishment for using unfair means practices	50
3	Cancellation of result	50
Chapter 15: Post Examination Activities & Declaration of Result		
1	Display of OMR sheets and responses on the website and challenging the grading of questions on OMR	51
2	Display of Answer Keys for the Challenge	51
3	Declaration of Result	51
4	Re-checking/Re-evaluation of Answer Sheets	52
5	Use of the Result of NEET (UG)-2026 by other organizations	52
Chapter 16: Miscellaneous Provisions		
1	Caution Notice	53
2	Non-Disclosure Agreement (NDA)	53
3	Correspondence regarding NEET (UG) - 2026	53
4	Common Services Centres/Facilitation Centres	54
5	Weeding out Rules	54
6	Legal Jurisdiction	54
7	Safe Custody of OMR Sheet & Score Card in DigiLocker	54

S. No	Appendix	Particulars	Page No.
1	I	The National Medical Commission Act (2019)	56
2	II	State Medical Education Directorates & Offices where Counselling related information is available	57
3	III	Syllabus of NEET (UG)-2026	60

S. No	Appendix	Particulars	Page No.
4	IV	Details of Medical / Dental / Ayurveda / Siddha / Unani / Homoeopathy Colleges	77
5	V	State/Union Territory Wise List of Examination Cities for National Eligibility cum Entrance Test (NEET (UG)-2026)	78
6	VI	Embassy Certificate of Foreign Candidate (For NRI Candidates)	91
7	VII	Documentary Proof of Citizenship (For Foreign and OCI Candidates)	92
8	VIII	Procedure for Online Payment of Fee and Helpline for Payment Related Queries	93
9	IX	Replica of Application Form	96
10	X	Important Points to Note	109

S. No	Annexure	Particulars	Page No.
1	I	The Gazette of India Extraordinary	111
2	II	Certificate regarding physical limitation in an examinee to write	114
3	III	(More than 40%) Letter of Undertaking for Using Own Scribe	115
4	IV	Certificate for person with specified disability covered under the definition of Section 2 (s) of the RPwD Act, 2016 but not covered under the definition of Section 2(r) of the said Act, i.e. persons having less than 40% disability and having difficulty in writing	116
5	V	(Less than 40%) Letter of Undertaking by the person with specified disability covered under the definition of Section 2 (s) of the RPwD Act, 2016 but not covered under the definition of Section 2(r) of the said Act, i.e. persons having less than 40% disability and having difficulty in writing	117
6	VI	Verification of Identity certificate to be signed and attested by School/College Principal or Headmaster/obtain attestation from a Class-I Gazetted Officer	118

VISION

The right candidates joining best institutions will give India her demographic dividend.

OBJECTIVES

- To conduct efficient, transparent and international standards tests in order to assess the competency of candidates for admission purposes.
- To undertake research on educational, professional and testing systems to identify gaps in the knowledge systems and take steps for bridging them.
- To identify experts and institutions in setting examination questions

CORE VALUES

NTA will create system which will promote teaching (by teachers), learning (by students) and assessment (by parents and institutions). NTA strongly believes in quality, efficiency, effectiveness, equity and security of assessment. To practice these values, NTA will constantly engage with its stakeholders, viz. students, parents, teachers, experts and partner institutions.

A. LIST OF ABBREVIATIONS

AACCC	AYUSH Admission Central Counselling Committee
AFMC	Armed Forces Medical College
AFMS	Armed Forces Medical Services
AIIMS	All India Institute of Medical Sciences
AMU	Aligarh Muslim University
BAMS	Bachelor of Ayurvedic Medicine & Surgery
BDS	Bachelor of Dental Surgery
BHMS	Bachelor of Homoeopathic Medicine & Surgery
BHU	Banaras Hindu University
BoGCCH	Board of Governors of Central Council of Homoeopathy
B.Sc (N)	Bachelor of Science in Nursing
BSMS	Bachelor of Siddha Medicine & Surgery
BUMS	Bachelor of Unani Medicine & Surgery
CCIM	Central Council of Indian Medicine
DCI	Dental Council of India
DGHS	Directorate General of Health Services
DU	Delhi University
ESIC	Employees' State Insurance Corporation
EWS	Economically Weaker Section
GGSIU	Guru Gobind Singh Indraprastha University
GST	Goods & Service Tax
INI	Institute of National Importance
JIPMER	Jawaharlal Nehru Institute of Postgraduate Medical Education & Research
MBBS	Bachelor of Medicine and Bachelor of Surgery
MCC	Medical Counselling Committee
MCI	Medical Council of India
MNS	Military Nursing Service
MoH&FW	Ministry of Health and Family Welfare
MoA	Ministry of Ayush
NCISM	National Commission for Indian System of Medicine
NCH	National Commission for Homoeopathy
NEET (UG)	National Eligibility Cum Entrance Test for admission to Undergraduate Course
NMC	National Medical Commission
OBC-NCL	Other Backward Classes-Non Creamy Layer
PwBD	Persons with Benchmark Disabilities
RPwD	The Rights of Persons with Disabilities Act, 2016
SC	Scheduled Castes
ST	Scheduled Tribes
OCI	Overseas Citizens of India
UoI	Union of India
UT	Union Territory
UFM	Unfair Means
MoE	Ministry of Education
PwD	Persons with Disabilities
UGMEB	Under Graduate Medical Education Board
AIQ	All India Quota
CSC	Common Services Centre

B. IMPORTANT INFORMATION AND DATES AT A GLANCE

EVENTS		DATES		
Online Submission of Application Form		08 February 2026 to 08 March 2026 (upto 09:00 P.M.)		
Last date of successful transaction of fee through Credit/Debit Card/Net-Banking/UPI		08 March 2026 (upto 11:50 P.M.)		
Correction in Particulars		10 March 2026 to 12 March 2026		
Announcement of City Intimation		To be announced later on the website		
Downloading of Admit Cards from the NTA website		To be announced later on the website		
Date of Examination		03 May 2026 (Sunday)		
Duration of Examination		180 minutes (03 hours)		
Timing of Examination		02:00 PM to 05:00 PM (Indian Standard Time)		
Centre of NEET (UG) - 2026 Examination		As indicated on Admit Card		
Display of Recorded Responses and Answer Keys		To be announced later on the website		
Website(s)		https://nta.ac.in/ https://neet.nta.nic.in/		
Declaration of Result on NTA website		To be announced later on the website		
FEE PAYBALE FOR NEET (UG) 2026				
Category of Candidate		In India (Fee in ₹)	Outside India	
General		₹ 1700/-	₹ 9500/-	
General-EWS/ OBC-NCL*		₹ 1600/-		
SC/ST/PwBD/PwD/Third Gender		₹ 1000/-		
<i>*OBC-NCL (Other Backward Classes)-NCL (Non-Creamy Layer) as per the Central List of Other Backward Classes available on the National Commission for Backward Classes. The candidates falling in this list (available on http://www.ncbc.nic.in/) may mention OBC-NCL in the Category Column.</i>				
TIMING AND PATTERN OF NEET (UG) 2026				
The pattern for the NEET (UG) - 2026 is as follows:				
Subject	Type of Questions	Duration	Number of Questions	Marks
Physics	MCQ (Multiple Choice Questions) with four options and single correct answer/best option.	02:00 PM to 05:00 PM	45	180
Chemistry			45	180
Biology (Botany & Zoology)			90	360
			180	720

Instructions in the Information Bulletin may change /updated based on decisions taken by the **NTA** and other authorities from time to time. Aspirants are, therefore, advised to regularly visit the NTA official website at www.nta.ac.in and <https://neet.nta.nic.in/> for further updates, instructions, or public notices regarding NEET (UG) - 2026.

**CHAPTER 1
INTRODUCTION**

1. ABOUT NATIONAL TESTING AGENCY (NTA)

The Ministry of Education (MoE), Government of India (GoI) has established the National Testing Agency (NTA) as an independent, autonomous, and self-sustained premier testing organization under the Societies Registration Act (1860) for conducting efficient, transparent, and international standardized tests in order to assess the competency of candidates for admission to premier higher education institutions with a mission to improve equity and quality in education by developing and administering research-based valid, reliable, efficient, transparent, fair and international level assessments.

NTA strongly believes in the quality, efficiency, effectiveness, equity, and security of assessments.

THE OBJECTIVES OF NTA, *INTER ALIA*, INCLUDE:

- i) To conduct efficient, transparent, and international standardized tests in order to assess the competency of candidates for admission.
- ii) To undertake research on educational, professional, and testing systems to identify gaps in the knowledge systems and take steps for bridging them.
- iii) To produce and disseminate information and research on education and professional development standards.

CHAPTER 2
NATIONAL ELIGIBILITY-CUM-ENTRANCE TEST NEET (UG) – 2026

1. ABOUT NEET (UG)

- i. The NEET (UG) is being conducted by the National Testing Agency (NTA) since 2019 with the approval of the Ministry of Health and Family Welfare and the Ministry of Human Resource Development (which is now known as the Ministry of Education), in pursuance of the direction of the Hon'ble Supreme Court of India vide Judgement dated 22.11. 2018 in C.A. No. 11230 of 2018 in the matter of CBSE Vs. T.K. Rangarajan & Ors. (Para 22).
- ii. The National Eligibility-cum-Entrance Test (NEET-UG) is being conducted by NTA since 2019 for admission to the undergraduate medical education, with the approval of the Ministry of Health & Family Welfare (vide *O.M. no. V.11025/14/216-MEP dated 6th December 2017*) and MHRD (vide *Order No 35-5/2017-TS.I dated 24th September 2018*).
- iii. As per Section 14 of the **National Medical Commission Act, 2019**, the NEET (UG) has to be conducted as a common and uniform National Eligibility-cum-Entrance Test [(NEET (UG))] for admission to undergraduate medical education in all medical institutions. Similarly, as per Section 14 of the **National Commission for Indian System of Medicine Act, 2020**, there shall be a uniform NEET (UG) for admission to undergraduate courses in each of the disciplines **i.e. BAMS, BUMS, and BSMS courses** of the Indian System of Medicine in all Medical Institutions governed under this Act. As per Section 14 of the National Commission for Homeopathy Act, 2020, there shall be a uniform NEET (UG) for admission to undergraduate course, i.e. BHMS course of National Commission for Homoeopathy governed under this Act. Similar provisions for admission to the BDS course are contained under the Dentists Act, 1948 and Regulations made thereunder.
- iv. *The Constitutional validity of this Act has been upheld by the Hon'ble Apex Court vide its Judgement dated 29 April 2020 in the matter of Christian Medical College Vellore Association vs. UOI & Ors., while disposing of the transferred Case (Civil) No. 98 of 2021 & connected Transferred Cases, Writ Petitions & SLP.*
- v. NEET (UG) has been a qualifying entrance exam since 2020 for admission to the MBBS courses in AIIMS and JIPMER (although such Medical Institutions are governed under separate Statutes), as per the provisions under Section 14 (1) of the NMC Act (2019).
- vi. A uniform entrance examination shall be conducted for all medical educational institutions at the undergraduate level, as provided under Section 10-D of the Medical Council Act, 1956 (as amended from time to time). This requirement has been reiterated under the National Medical Commission Act, 2019, Chapter IV (Examinations), Clause 14(1), which mandates that there shall be a uniform National Eligibility-cum-Entrance Test (NEET) for admission to undergraduate courses in all medical institutions.

2. NEET (UG) – 2026 AND ROLE OF NTA

- i. The NEET (UG) - 2026 is going to be conducted by NTA as per the Schedule given in the Information at a Glance for admission to MBBS, BDS, BAMS, BUMS, BSMS, and BHMS Courses as per the relevant norms/guidelines/regulations notified by the concerned Regulatory Bodies of the Indian System of Medicine in all Medical Institutions governed under this Act.

- ii. The official website of the NTA for **NEET (UG) - 2026** is <https://neet.nta.nic.in/>. All the test-related information, as amended from time to time (if any), will be available on this website only. Candidates must regularly visit this website for the latest updates.

3. DISCLAIMER

- i. The responsibility of **National Testing Agency (NTA)** is limited to inviting online applications, the conduct of the entrance test, declaration of the result, and providing **All India Rank (AIR)** to the **Directorate General of Health Services, Ministry of Health and Family Welfare, Government of India**.
- ii. The information contained in this Information Bulletin relating to the pattern of exam, syllabus, eligibility criteria for appearing in NEET (UG), the quota of seats, reservation, PwBD/PwD, admission norms /procedure pertaining to the concerned courses are as per the norms set out by the respective Regulatory Bodies.
- iii. The Result and All India Rank of NEET (UG) will be prepared/notified by NTA as per the norms/criteria fixed by the NMC/DCI (for MBBS/BDS), by NCISM (for BAMS/BSMS/ BUMS) and by NCH (for BHMS).
- iv. Hence, in case of any doubt/ dispute, the Information in respect of the above-mentioned subject matters, as provided in the respective regulations/notifications of the concerned Regulatory Bodies, shall be considered authentic and final.
- v. Notwithstanding anything contained in the Information Bulletin, the decision of **NTA/MoE/MoH&FW/NMC/NCISM/DGHS/DCI/MoA/NCH** shall be final and binding.
- vi. All disputes pertaining to the conduct of examination shall fall within the jurisdiction of the Court(s) in Delhi only.

Note:

- (i) *Undergraduate Medical Courses refer to MBBS /BDS /Dental /BAMS/ BSMS /BUMS /BHMS Courses.*
- (ii) *Candidates are also advised to regularly visit the websites of the respective institutions/State Governments for the latest updates.*

4. RELATED MINISTRIES / DEPARTMENTS / BODIES / REGULATIONS / WEBSITES

S. No.	MINISTRY	BODIES	Regulations	WEBSITE	PURPOSE
1.	Ministry of Health & Family Welfare of Central Government (https://www.mohfw.gov.in/) & Department of Medical Education of State Governments / UTs	NMC	Graduate Medical Education Regulations (1997), as amended from time to time (https://www.nmc.org.in/rules-regulations/graduate-medical-education-regulations-1997) (https://www.nmc.org.in/e-gazette/e-gazette-nmc)	www.nmc.org.in	For information relating to the Regulations on Graduate Medical Education (MBBS and NEET).
		DCI	BDS COURSE REGULATIONS (2007), as amended from time to time.	www.dciindia.gov.in	For information relating to BDS Course and Regulations for admission to BDS.
		DGHS	Directorate General of Health Services	www.dghs.gov.in	For information relating to quota, admission, and counselling-related policy matters.
		MCC of DGHS	Counselling Scheme for NEET (UG)	https://mcc.nic.in/UGCounselling/	For information relating to counselling dates/procedures etc. under 15% All India Quota of Seats for MBBS / BDS
		Counselling Authority of respective State Governments / UTs	Guidelines issued by the respective Directorate of Medical Education	Please see Appendix-II relating to the contact details of the Medical Counselling Committee of the Directorate of Medical Education of the respective State Government.	For information relating to counselling dates/procedures etc. for State Quota Seats for MBBS / BDS
2.	Ministry of AYUSH, Govt. of India	National Commission for Indian System of Medicine (NCISM)	1. Minimum Standards of Undergraduate Ayurveda Education Regulations, 2022 2. Minimum Standards of Undergraduate Unani Regulations, 2022 3. Minimum Standards of Undergraduate	https://ncismindia.org ; chairman@ncismindia.org secretary@ncismindia.org ; helpdesk@ncismindia.org	For information relating to BAMS, BSMS & BUMS Courses and Regulations relating to them.

S. No.	MINISTRY	BODIES	Regulations	WEBSITE	PURPOSE
			Siddha Education Regulations, 2022		
		National Commission for Homoeopathy (NCH)	National Commission for Homoeopathy Act, 2020, National Commission for Homoeopathy (Homoeopathy Graduate Degree Course – Bachelor of Homoeopathic Medicine and Surgery (B.H.M.S) Regulations -2022. National Commission for Homoeopathy (Homoeopathy Graduate Degree Course – Bachelor of Homoeopathic Medicine and Surgery (B.H.M.S.) Amendment Regulations 2025.	https://nch.org.in	For information relating to BHMS Course.
		AYUSH Admissions Central Counseling Committee (AACCC)	Counselling Guidelines issued by NCISM/NCH	https://aacc.gov.in/aaccug/home/homepage	For information relating to counselling dates/procedures etc. under Central Quota of Seats for BAMS, BSMS, BUMS & BHMS.
		AYUSH Admissions Counselling Committee of respective State Governments and UTs	Counselling Guidelines issued by NCISM/NCH and respective State Governments / UTs.	The website of the Directorate of AYUSH of respective State Governments and UTs may be referred to.	For information relating to counselling dates/procedures etc. under State Quota of Seats for BAMS, BSMS, BUMS & BHMS.
3.	Ministry of Education (MoE), Department of Higher Education (TS-1) Section (https://www.education.gov.in/en/higher_education)	National Testing Agency (NTA)	Information Bulletins issued by NTA for the Exams conducted by it.	www.nta.ac.in	For information about NTA and the exams conducted by it.
			Information Bulletin of NEET (UG)	https://neet.nta.nic.in/	Information relating to NEET (UG)

A. IMPORTANT INSTRUCTIONS:

Candidates are strongly advised to read carefully all the instructions before applying for NEET (UG) 2026.

Candidates are advised to fill the Application Form carefully. Corrections in only certain fields will be permitted during the stipulated correction window period which will be notified at a later stage.

Multiple Application Forms submitted by a candidate will not be accepted and will lead to the cancellation of his/her candidature/result.

1. Download Information Bulletin and Replica of Application Form. Read these carefully to ensure your eligibility.
2. Carefully read the Information Bulletin and instructions/ procedures given therein and eligibility to appear in the test, before you start filling the Online Application Form. Candidates must strictly follow the instructions given in the Information Bulletin and on the NTA website. Candidates not complying with the instructions shall be summarily disqualified
3. You can apply for NEET (UG)-2026 'ON-LINE' only through the official website of NEET (UG) (<https://neet.nta.nic.in>). Submission of the Online Application Form may be done by accessing the NTA website <https://neet.nta.nic.in/>.
4. *The entire application process for **NEET (UG) - 2026** is online, including uploading of scanned images/documents, payment of fees, and generation of the Confirmation Page, Admit Card, etc. Therefore, candidates are not required to send/submit any document(s) including Confirmation Page to NTA through Post/ Fax/WhatsApp/Email/by Hand. The Application Form in any other mode will not be accepted.*
5. **It has been observed in the past, that during the process of filling of online application form, certain candidates registered using identity proof documents other than the Aadhaar Card, for which additional documents are required to be uploaded/submitted to ascertain their identity. Therefore, to avoid the need for submitting additional documents, candidates may consider using their own Aadhaar Card as the mode of Identity verification while completing the online application form.**
6. Candidates must ensure that mobile numbers and e-mail ID filled in the online Application Form are their own and/or of their Parents/Guardian only, as NTA will communicate through SMS or e-mail on the given mobile number and e-mail ID only.
7. Application once submitted cannot be withdrawn. Incomplete applications and applications not in accordance with instructions are liable to be rejected without any further intimation.
8. Candidates shall ensure that the information entered by them in their online Application Form is correct. Request for change in any particulars in the online Application shall not be entertained under any circumstances.
9. Those **Candidates who have passed should fill Code 02 to 07** against the column provided for, in case of Qualifying Examination. Candidates are advised to refer to Chapter 6 for eligibility and qualification for appearing in NEET (UG) 2026.

10. **Candidates appearing in Class 12 in 2026** should select **Qualifying Code as 01**.
11. The Application Form other than the one filled in online mode will not be accepted. **The Candidates are not required to send the Confirmation Page of the Online Application Form or any other document to the NTA.** However, the candidates are advised to preserve sufficient number of hard copies of the Confirmation Page along with the proof of fee paid for future reference.
12. The Candidate should fill in **complete correspondence and permanent address with the pin code, e-mail address, and mobile number (own or Parents/Guardian only)** for future correspondence.
13. **All candidates must ensure that they have provided the correct e-mail address and mobile number. When Candidates register, they have to enter the OTP received on their registered Mobile Number, and before submitting the fees, they have to enter the OTP received on their registered e-mail address.**
14. **Candidates must ensure that their email address and mobile number which they are going to register in their online Application Form are their own and/or Parents/Guardians only, as relevant/important information/ communication will be sent by NTA through e-mail on the registered mail address and/or through SMS on the registered mobile number only.** NTA will NOT be responsible for any incorrect credentials and for any non-communication/miscommunication with a candidate due to error in the email address or mobile number given by him/her or if the details provided by him/her are other than his/her own. *Candidates are advised to visit the NTA Website and check their e-mails regularly for the latest updates.*
15. **It is mandatory to provide the Mobile Number and e-mail of the Parent or Guardian during the submission of the online Application Form of NEET (UG) – 2026 as a copy of the Confirmation Page, Scanned OMR, and Score Card of NEET (UG) – 2026 will be sent to the registered e-mail address of the Candidates as well as on Parents/Guardians e-mail address as provided in the Application Form.**
16. Information provided by the candidates in their respective online Application Form, like *contact details, personal details, address, disability details, identity details, register APAAR ID, examination cities, qualification details, additional details, emergency contact details, capture live photograph* will be treated as final and non-editable post payment of application fees and generation of confirmation page. Any request for change in these particulars will not be considered by NTA under any circumstances except in the permissible fields during stipulated correction window period.
17. Fee can be submitted only online through Net Banking, Credit Card, Debit Card, or UPI Services. Processing charges and GST as applicable are chargeable from the candidate (in addition to the examination fee) by the concerned Bank /Payment Gateway Integrator.
18. The Confirmation Page of the online Application Form will be generated only after the successful payment of the fee by the Candidate.
19. *NTA does not edit/modify/alter any information entered by the candidates after completion of the application process under any circumstances. Any request for change in information thereafter will not be entertained. Therefore, candidates are advised to exercise utmost caution before filling up the correct details in the Application Form.*
20. *NTA disclaims any liability that may arise to a candidate(s) due to incorrect information provided by him/her in his/her online Application Form.*
21. Candidates shall appear at their own cost at the examination centre on the date and time indicated on their Admit Cards issued by the NTA in due course through its website.

22. **NTA reserves the right to withdraw permission, granted inadvertently if any, to a candidate who is not eligible to appear in the NEET (UG) - 2026 even though the Admit Card has been issued by the NTA.**
23. Candidate should not give the postal address, contact number/mobile number, and e-mail ID of Coaching Centres in their Online Application Form.
24. All Candidates shall ensure that the information (like his/her name, mother's name, father's name, gender, date of birth, category, PwBD/PwD status, mobile number, e-mail address, photographs, Left and Right Hand Fingers and Thumb impression, and signature, choice of cities for exam Centre, etc.) provided by them in their online Application Form is correct and their own.
25. Candidate's eligibility for **NEET (UG) - 2026** is purely provisional and is subject to fulfillment of eligibility criteria prescribed by the **NMC / DCI / NCISM / NCH / Ministry of Health & Family Welfare / Ministry of AYUSH, as the case may be.**
26. ***NTA is facilitating all candidates with an additional platform of DigiLocker to download their documents like Confirmation Page, Admit Card, Score Cards, etc. Instruction will be provided in subsequent phases. Candidates are advised to visit the NTA Website and check their e-mails regularly for the latest updates.***
27. **Any request to change the Question Paper Medium, Examination Centre, Date, and Time provided on the Admit Card shall not be considered under any circumstances.**
28. Candidates are advised to take 6-8 Passport size coloured photographs with white background. The photographs are to be used for uploading on Online Application Form, for examination, and also for Counselling/Admission processes. This is to ensure that the same photograph is used for all documents and all purposes related to NEET (UG) - 2026.
29. Candidates are strongly advised and requested to retain sufficient number of hard copies of each of the **Confirmation Page, Admit Card, and Score Card of the NEET (UG) – 2026** as the same will be available only for a stipulated time period as per Weeding Out Policy (Please refer weeding out policy).
30. All Candidates appearing in NEET (UG) – 2026 must regularly check updates on the website of NTA and other concerned counselling authorities of participating States/Universities/Institutions, till the conclusion of the final round of Counselling.
31. In case of any ambiguity in the interpretation of any of the instructions/ terms/ rules/ regulations/ criteria regarding the determination of eligibility/ information contained therein, the interpretation of the **MoE/NMC/ DCI/ NCISM/ NCH / Ministry of Health & Family Welfare / Ministry of AYUSH, as the case may be**, shall be final and binding.
32. In case of any ambiguity in the interpretation of any of the norms /terms /rules/instructions regarding registration of candidates, allocation of Exam Centre, issuance of Admit Card, conduct of exam and publication of Result and All India Rank (AIR), the interpretation /determination of NTA shall be final and binding.
33. The information about the State/UT from where 12th/equivalent passed/appearing as per candidate's information, is purely provisional for appearing in the NEET UG 2026 examination and does not guarantee admission in that State. The allocation of seats will be governed by the Guidelines issued by National Medical Commission (NMC) with respect to admission in the MBBS course for the post examination and counselling process.

34. **Candidates are NOT allowed to carry Instruments, Geometry or Pencil box, Handbag, Purse, any kind of Paper/ Stationery/ Textual material (printed or written material), Eatables and Water (loose or packed), Mobile Phone/ Earphone/ Microphone/ Pager, Calculator, DocuPen, Slide Rules, Log Tables, Camera, Tape Recorder, Electronic Watches with facilities of calculator, any metallic item or electronic gadgets/ devices in the Examination Hall/Room.**
35. **The candidates will be subjected to extensive and compulsory frisking before entering the Examination Centre with the help of highly sensitive metal detectors. They may also undergo various other identity verification checks, such as Biometric Authentication, Face Authentication, videography etc.**
36. Merely appearing and qualifying in **NEET (UG) - 2026** does not confer any right to the candidate for admission to **Undergraduate Medical Courses**. The selection and admission to **Undergraduate Medical Courses** seats in any Medical Institution recognized for offering **Undergraduate Medical Courses** is subject to fulfilling the admission criteria, eligibility, rank in the merit list, medical fitness, and such other criteria as may be prescribed by the Government of India, respective States, Universities, Institutions and Medical/ Dental/ Ayurveda/ Siddha/ Unani/ Homoeopathy Colleges.
37. The candidates are required to fill in the Online Application Form with correct and complete information carefully. If any incomplete or false information is given, then the candidate will be solely responsible for the same and on the basis of false and incomplete information, the Application Form shall be rejected at any stage of the selection without giving any reasons/notice. On furnishing any false certificates or indicating wrong category/sub-category regarding caste in the application form or in case of any other default, NTA/respective authorities/ counselling and/or admitting institutes may reject the candidature at any stage of the selection and may take all necessary action.
38. Information uploaded on the website shall not be provided to the candidate or any other person under R.T.I. Act, 2005. The information uploaded on the website shall remain for a specific period only. Therefore, the candidates are advised to download the uploaded information and keep up with them for future. In due course of examination or in midway of process, neither any application under Right to Information Act, 2005 shall be entertained nor information shall be provided. Factual Information under R.T.I., Act shall be provided only after declaration of final result. Inferential questions or speculative questions shall not be answered in RTI.
39. The Result of the Candidates who indulge in Unfair Means (UFM) Practices shall not be declared (and may be cancelled) and action/criminal proceedings as deemed fit may also be initiated.
40. **Declaration to be submitted by the Candidate at the time of submitting of Application Form:**

I declare that I have filled out this online application form after carefully reading the Information Bulletin and fully understanding the provisions and procedures mentioned in it. I confirm that all the particulars and information provided by me in this form is true and correct to the best of my knowledge and belief. I understand that my result may be withheld and/or my candidature may be cancelled if any information provided by me in this application is found to be false, during any stage of examination, even including post exam/admission stage. I agree to follow these terms and conditions, along with those mentioned in the Information Bulletin, Public Notices, and Advisories issued by NTA for NEET (UG)-2026 from time to time.

Under no circumstances, candidates will be allowed to fill more than one Application Form. Therefore, please take utmost care while filling up the particulars.

Strict action will be taken, even at a later stage, against such candidates who have filled more than one Application Form and will be treated as Unfair means (UFM).

In case, it is found at any time in the future that the Candidate has used/uploaded the photograph, signature, and certificate(s) of someone else in his/ her Application Form/Admit Card or he/she has tampered his/her Admit Card/Result/Scorecard, these acts of the candidate shall be treated under Unfair Means (UFM) Practices and actions taken as detailed under the provisions of the Information Bulletin relating to Unfair Means Practices.

If during any stage of examination, any doubt arises that a candidate has filled in multiple forms or impersonated or not provided genuine information or given fake or false information or the likes such a candidate can be asked to give additional proof of his identity at any point of time.

If at any stage, including after declaration of result, it is found that the candidate has submitted duplicate forms or has been involved in any form of impersonation or fabricated facts, such candidate shall be liable for severe penalty including being debarred from taking the NTA examination for a period of three years. Such candidates shall also be liable for suitable criminal action under relevant laws of the country.

Application/Candidature of candidates submitting false and fabricated information (Documents uploaded during filling of Application Form, OMR Answer Sheet, Score Card etc.) will be rejected and such candidates will be further debarred from appearing in examinations conducted by NTA. Such candidates will also be prosecuted under applicable laws for a criminal offense and suitably penalized.

Choice of exam cities displayed to the candidates will be only on the basis of permanent and present addresses filled during Online Application Form of NEET (UG) - 2026.

CHAPTER 3

Instructions for submission of Application Form/ Payment of FEE

1. Readiness for Filling Up Application Form

- i. Candidate can apply for the **NEET (UG) – 2026** by logging on to <https://neet.nta.nic.in/>.
- ii. **Before submitting application form, make the following preparations:**

- a) The information to be filled in the Online Application Form such as name of Father/Mother and Candidate with correct spellings / Aadhaar Card/Passport number/ PAN Card number/ Date of Birth certificate/ Class X, XII Marks Sheet/Certificate/ Address proof/Mobile Number, email id, etc. may be kept ready. Candidates are advised to check the **“Replica of Application Form”** as given in **(Appendix-IX)**, before the actual filling of the Application.
- b) The candidates need to provide any one of the following identity details given below:

Category of Candidates	Types of permissible IDs
Indian Nationals of all States	Aadhaar Card, Indian Passport Number, DigiLocker, PAN Card Number or any other valid/current Central/State Government issued Photo Identity Card.
NRIs	Passport Number
Foreign Nationals/ OCI	Passport Number

- c) **To avoid the need for submitting additional documents, candidates may consider using their own Aadhaar Card as the mode of Identity verification while filling the online application form.**

2. APPLICATION PROCEDURE:

Please follow the following Instructions carefully before filling the Online Application Form:

- i) Be extremely careful in filling in the Application Form. You can edit/modify any information before submitting each Section. Check again before pressing the ‘SUBMIT’ button.
- ii) Read instructions carefully about photographs, signature, Left and Right hands Fingers and Thumb impressions, and all certificates before uploading.
- iii) Mobile Number and ‘Email ID’ need to be verified through OTP. Please understand that this is a very important step.
- iv) **Choose Question Paper ‘Medium’ carefully as it cannot be changed at a later stage.**

THREE SIMPLE STEPS TO BE FOLLOWED TO APPLY ONLINE:

Candidates must carefully read the Instructions (including how to fill up Application Form online) given in the Information Bulletin available on the NTA Website. Candidate not complying with the Instructions shall be summarily disqualified.

STEP 1: Register for Online Application Form and note down system generated Application Number.

The candidate should supply the required details while filling the Online Application Form and is also required to create PASSWORD and choose Security Question and enter his/her Answer. After successful submission of the personal details, Application number will be generated and it will be used to complete the remaining Steps of the Application Form and will also be required for all future reference/ correspondence. It is therefore important to note down the Application Number.

For subsequent logins, candidate will be able to login directly with the respective system generated Application Number and created Password.

Important Instruction about PASSWORD:

- During online form filling, candidate will be required to choose PASSWORD and Security Question and its Answer. Candidate is advised to record/remember the password for all future logins.
- For subsequent logins, candidate will be able to login directly with their respective system generated Application Number and the chosen Password.
- Candidate is advised not to disclose or share their password with anybody. Neither NTA nor NIC will be responsible for violation or misuse of the password of a candidate.
- Candidate can change his/her password after login, if desired.
- Candidate is advised to log out at the end of their session so that the particulars of the candidate cannot be tampered or modified by any unauthorized persons

The Password must be as per the following Password policy:

- Password must be 8 to 13 character long.
- Password must have at least one Upper case alphabet.
- Password must have at least one Lower case alphabet.
- Password must have at least one numeric value (0 – 9).
- Password must have at least one special characters e.g. !@#% ^&*.-.

How to reset your Password:

The following options are available to reset Password

- Using Security Question & its Answer you have chosen during Form filling .
- Using a verification code sent via text message (SMS) to your Registered Mobile No./Email address
- Using a reset link sent via Email to your Registered Email address.

STEP 2: Complete the Application Form:

- Candidate can login with the system generated Application Number and pre-created Password for completing the Application Form including filling up of personal details choosing the Question Paper medium and Examination Cities, providing the details of Educational Qualifications, and uploading the images and documents.
- The candidate will have to upload his/her live photograph at the time of filling of the application form and will also have to upload his/her Scanned Images of recent Passport size Photograph (taken after 01 January 2026), Signature, Left and Right hand Fingers and Thumb impression, Citizenship Certificate (if applicable), Social**

Category Certificate/Applied for Application, Class X Marksheet and Class X Passing Certificate or equivalency certificate(s) for conversion of CGPA/Grades, in percentage as also duly indicating DOB and PwBD/PwD Certificate (wherever applicable). All uploaded images should be in PDF/JPG/JPEG format (clearly legible).

- c. **Category:** Candidates must select appropriate category in the application form, namely General/General-EWS/SC/ST/OBC-NCL. The OBC-NCL category should **only** be selected by candidates belonging to the Central List of OBCs available on the National Commission for Backward Classes (NCBC) website. Candidates of reserved categories who do not fall under any of the above-mentioned reserved categories, for the purpose of filling up NEET(UG) 2026 application form, may apply under the General category. Caste Certificate uploaded in the Online Application Form of NEET (UG) – 2026, necessary document (s) related to Caste / Community will be verified at the time of Counselling by concerned Central/State Counselling Authority.
- **Other Backward Classes (OBC-NCL)- Non-Creamy Layer** as per the Central List of Other Backward Classes available on National Commission for Backward Classes (NCBC), Government of India website (www.ncbc.nic.in). Thus, the candidates falling in this list may mention OBC-NCL in the Category Column.
 - **Economically Weaker Section (EWS)** - As per the OM No. 20013/01/2018-BC-II dated January 17, 2019, issued by the Ministry of Social Justice and Empowerment and the OM No. 12-4/2019-U1 dated 17.01.2019 as well as the Letters No 35-2/2019-T.S.I dated 21.01.2019, 01.02.2019, 04.02.2019, and 15.02.2019 of the MHRD Department of Higher Education (now known as Ministry of Education) regarding the implementation of reservation for Economically Weaker Sections (EWS) for admission in Central Educational Institutions.
 - **Nationality:** Indian Nationals, Non-Resident Indians (NRIs), Overseas Citizens of India (OCI) & Foreign Nationals are eligible to appear in NEET (UG) - 2026.
 - **Choice of Examination Cities:** The candidate should select any **three** cities of their choice for examination of NEET (UG) - 2026 given in **Appendix-V**. Allotment of Centre is made by computer and there is no human intervention.
 - **Medium of Question Paper:**
 - **Candidates opting for English would be provided Test Booklet in English only.**
 - **Candidates opting for Hindi/Regional Language would be provided Bilingual Test Booklet i.e. English + Hindi/Regional Language. In case of any ambiguity in the translation of any of the questions, its English version shall be treated as final.**
 - **Academic Details (Class 10 and 12):** The candidate has to fill in the complete academic details of the **10 and 12/Qualifying Examination**, wherever required. Candidates who are already passed should fill Code [02 to 07] against the column provided for Qualifying Examination. Candidates appearing in Class 12 in 2026 should select a qualifying code as 01.

- d. Upload Scanned Images (Clearly legible) of Candidate's Photograph, Signature, Left and Right Hands Fingers and Thumb impressions and Documents (as applicable) as per following specifications:
- i. The recent passport size photograph should be either in colour or black & white with 80% face (without mask) visible including ears against white background. 80% area of the image should be candidate's face. Photograph should be in JPG/JPEG format (clearly legible) between 10 kb to 200 kb.
 - ii. Signature file should be in JPG/JPEG format between 10 kb to 100 kb
 - iii. Left and Right Hands Fingers and Thumb impressions in JPG/JPEG format between 10 kb to 200 kb
 - iv. Scanned copy of Category Certificate (if applicable) should be in pdf format between 50 kb to 300 kb.
 - v. Scanned copy of Class- X or Equivalent Certificate should be in pdf format between 50 kb to 300 kb.
 - vi. Scanned copy of Class-X or Equivalent Marks-sheet should be in pdf format between 50 kb to 300 kb
 - vii. If Class -X or Equivalent Marks are in CGPA, then scanned copy of Conversion / Equivalent Certificate should be in pdf format between 50 kb to 300 kb.
 - viii. Scanned copy of Identity Proof (for those candidates who will verify their identities through methods other than Aadhaar or DigiLocker) should be in format JPG/JPEG between 10 kb to 200 kb.
 - ix. Scanned copy of PwD/PwBD/UDID certificate (if applicable) should be in pdf format between 50 kb to 300 kb.
 - x. Scanned copy of Address Proof (Present and Permanent) should be in pdf format between 50 kb to 300 kb.
 - xi. Scanned copy of NRI / OCI/ Foreigner Certificate/ Documentary Proof (for candidates with nationality other than Indian) should be in pdf format between 50 kb to 300 kb.
 - xii. The size of the scanned signature of scribe should be between 10 kb to 100 kb (clearly legible), wherever applicable,
 - xiii. The size of the scanned qualification certificate of scribe should be between 50 kb to 300 kb (clearly legible), wherever applicable,
 - xiv. The size of the scanned undertaking for using your own scribe should be between 50 kb to 300 kb (clearly legible), wherever applicable.
 - xv. The size of the scanned Identity Proof should be between 50 kb to 300 kb (clearly legible).
 - xvi. The size of the scanned Certificate of Physical limitation to write, wherever applicable should be between 50 kb to 300 kb (clearly legible).

[Note: Upload the correct photograph, signature, Left and Right Hands Fingers and Thumb impressions as the facility for correction will not be given].

- xvii. The candidate will have to upload his/her live photograph at the time of filling of the application form. For capturing Live Photograph, candidates should switch on their camera or connect their webcam to the device used for filling the Application Form. If your device does not support a webcam, QR code on the right side of the Application Form can be scanned by the candidate using a mobile device/tablet etc. Candidates

should ensure there is a light-colored background with proper lighting, and 80% face visibility (including ears, without a mask).

- xviii. The Live Photograph will be matched with the photograph as per Aadhaar database. In some cases, if the live photographs captured by the candidates during the application process does not match with the photographs as per records available with UIDAI, and/or the candidates who are using mode of identity verification other than Aadhaar, such candidates are required to verify their identity by uploading a signed and attested certificate, along with a recent photograph duly certified by their School/College Principal or Headmaster/obtain attestation from a Class-I Gazetted Officer, such as Tehsildar, Revenue Officer, SDM, DM / Class-I Gazetted Officer of the Indian Embassy (for NRI candidates) as per Annexure-VI.

Candidate's Photograph: to be uploaded in JPG/JPEG format

Note: Same Passport size is to be used for uploading with Online Application Form and for pasting on Attendance Sheet at the Examination Centre / Counselling / Admission. Candidates are reminded to keep 6 to 8 passport size and 4 to 6 Post Card size (4"X6") colour photographs with white background.

- Spectacles are allowed only if being used regularly.
- Polaroid and Computer-generated photos are not acceptable.
- Applications not complying with these instructions or with unclear photographs are liable to be rejected.
- Application without photographs shall be rejected.
- The photographs need not be attested. Candidates are advised to keep 6 to 8 passport size and 4 to 6 Post Card size (4"X6") colour photographs with white backgrounds.
- Candidates may note that if the photographs uploaded are found to be fabricated i.e. de-shaped or seem to be hand-made or computer made, the application of the candidate will be rejected and the same would be considered as using Unfair Means and the candidate would be dealt with accordingly.
- **In case someone else's photographs have been uploaded, the candidature shall be cancelled and the case will be considered as an Unfair Means Case. Criminal action as per laws of the land shall also be initiated.**

Candidate's Signature: to be uploaded in JPG/ JPEG format

Candidate's Left and Right hand Fingers and Thumb impressions: to be uploaded in JPG / JPEG format

- The candidate should put Left and Right hand Fingers and Thumb impressions.
- File size must be between **50 kb to 300 kb**.

Further, unclear Left and Right hand fingers and thumb Impressions in Online Application Forms will also be rejected.

STEP 3 : Fee Payment :

The candidate has to select Debit card/Credit card/UPI/Net Banking option to pay the application fee and follow the online instruction to complete the payment of fee. Processing charges and GST as applicable are chargeable to the candidate (in addition to the examination fee) by the concerned Bank/Payment Gateway Integrator.

After successful payment, candidate will be able to print the Confirmation Page of the online Application Form. In case the Confirmation Page is not generated after payment of fee then the transaction is cancelled and the candidate has to approach the concerned Bank/Payment Gateway (in the helpline number and e-mail given in the Information Bulletin) for refund of amount. However, the candidate has to make another payment/transaction, in case the Confirmation Page is not generated. Such cases of multiple payments (if any) will be reconciled by the NTA after the declaration of final result and will be refunded to the concerned candidates.

The examination fee once deposited will not be refunded. The fee will not be carried forward to a future examination.

- Candidates must note that mere deduction of fee from the bank account is not proof of fee payment. The payment should be supported by an updated fee payment and **generation of the Confirmation Page**. *The generation of the Confirmation page is proof of successful submission of the Application Form.* If Confirmation Page has not been generated, this means that Application Form has not been submitted successfully.
- Online Transaction Password (OTP) generated on the NEET (UG) - 2026 website while registering/submitting the form will be valid for 10 minutes only. After the lapse of this period, candidates need to click on the link "RESEND OTP" to generate a new OTP.

Note: In case, the fee payment status is not 'OK' or 'Success' the candidates are advised:

- If the fee is paid through a credit/debit card and the status is not OK or Success, it means the transaction is cancelled. Therefore, such candidates have to pay the fee once again and ensure the OK or Success fee status.
- For a cancelled transaction, the amount deducted (if any) in the process of a failed transaction, may automatically be refunded to the concerned Candidate through the same Bank / Payment Gateway / Payment mode through which the transaction was made.
- In case the Confirmation Page is not generated after payment of the prescribed Fee, then the candidate should approach the concerned Bank/Payment Gateway integrator (in the helpline number and email given in **Appendix-VIII** of the Information Bulletin), for ensuring the successful payment.
- In spite of the above, if a successful transaction is not reflected on the Portal, the candidate may contact NTA Helpline. If the payment issue is still not resolved, the candidate may pay a second time.
However, any duplicate payment received from the candidate by NTA in the course of said transactions will be refunded through the same payment mode through which the duplicate payment is received, after declaration of result and then the fee reconciliation by NTA.

The final submission of the Online Application Form will remain incomplete if Step 3 or Payment Process is not complete. Such forms will stand rejected and no correspondence on this account will be entertained.

Download, save and print sufficient number of hard copies of the Confirmation Page of the Application Form (which would be downloadable only after successful remittance of fee) for future references.

All 3 Steps can be done together or at separate timings. The submission of the application of a candidate will be considered successful and his/her candidature would be confirmed only on the successful transaction/receipt of the prescribed application fee.

Once finally submitted, particulars in certain specific fields may be changed only during the stipulated correction window period. After that, no communication in this regard would be entertained.

3. CHECK LIST FOR FILLING THE ONLINE APPLICATION FORM

The candidates are advised to ensure the following points before submitting the Online Application Forms:

(i) Whether they fulfill the prescribed eligibility conditions for the Test	<input checked="" type="checkbox"/>
(ii) That they have selected their gender viz. Male/Female/Third Gender correctly.	<input checked="" type="checkbox"/>
(iii) That they have selected their category viz General/General-EWS/OBC-NCL (Non-Creamy Layer)/SC/ST correctly.	<input checked="" type="checkbox"/>
(iv) That the Person with Benchmark Disability candidate has filled the relevant column in the Online Application Form correctly. Only PwBD candidates with Benchmark disabilities have to fill this column and the others have to leave it blank.	<input checked="" type="checkbox"/>
(v) Whether they have kept a Printout of Application Form (Confirmation Page) for their own record.	<input checked="" type="checkbox"/>

NOTE:

- For PwD/PwBD candidates, the details of the UDID Card as uploaded will be verified from UDID portal of the Department of Empowerment of Persons with Disabilities (DePwD). Those who do not have UDID Card should upload Disability Certificate in the proper format and the same may be verified by NTA with the issuing authority.
- For PwD/PwBD candidates, if they use the service of scribe, the Aadhaar details of the scribe may be provided in the Application Form to avoid submission of additional documents at a later stage.
- The Candidate has to upload only his/her own latest (**taken on/after 01 January 2026**) photograph, signature, Left and Right hand Fingers and Thumb impression, and certificate(s) as mentioned above (and not of anybody else) in a correct/proper manner, **as the facility for correction will not be given in future**. In case, it is found at any time in the future that the Candidate has used/uploaded the photograph, Left and Right hand Fingers and Thumb impression, signature, and certificate(s) of someone else in his/her Application Form/Admit Card, or **he/she has tampered his/her Admit Card/Result/Scorecard, these acts of the candidate shall be treated under Unfair Means (UFM) Practices and action(s) will be taken as detailed under the provisions of the Information Bulletin relating to Unfair Means Practices.**
- To streamline the process for NEET (UG)-2026, all eligible aspirants have been advised to ensure that the following documents are updated well in advance before applying for NEET (UG)-2026 in order to avoid any discrepancies, grievances or rejection at a later stage:

- i. Aadhaar Card- All the candidates appearing for National Eligibility cum Entrance Test (NEET) UG 2026 are advised to ensure that their Aadhaar Card is accurate, valid and duly updated in all respects. The Aadhaar details must correctly reflect the following information of the Candidate:
 - a) Name, b) Date of Birth, c) Gender, d) Photograph, e) Address, f) Biometric Information (wherever applicable)Candidates requiring any correction or update in their Aadhaar details may do so by following the UIDAI guidelines. For Aadhaar update related services, candidates may visit the official UIDAI website: <https://uidai.gov.in/> or <https://myaadhaar.uidai.gov.in>.
- ii. UDID Card (for Persons with Disabilities)- Candidates have been advised that UDID Card is valid, updated and renewed, as required.
- iii. Permanent UDID is to be produced at the time of counselling for medical/physical assessment at designated centres for claiming the category.
- iv. Category Certificate- Candidates have been advised that Category certificate (EWS/SC/ST/OBC-NCL) is updated and valid.

NTA reserves the right for verification of the candidate's details and photographs. Candidates are advised to update their details on Aadhaar Card with their recent Photograph, Name, Date of Birth, Gender, Address etc. (for updation in Aadhaar, please follow UIDAI Guidelines).

Usage of Data and Information: NTA/Government of India can use the data provided by the End Users (test taker in this case) for internal purpose(s) including training, research and development, analysis, and other permissible purposes (s).

CHAPTER 4

EXAMINATION SCHEME

1. SYLLABUS OF THE TEST

NMC (National Medical Commission) has notified the syllabus of **NEET (UG) - 2026**. The detailed syllabus (**Appendix-III**) is available on the official Website(s) of NTA and NMC (<https://www.nmc.org.in>)

2. PATTERN OF THE TEST

The Test pattern of NEET (UG) - 2026 comprises Physics, Chemistry, Biology (Botany & Zoology). The question paper will consist of 180 compulsory questions which must be attempted by the candidates in 180 minutes.

(As per Letter CDN-20011/289/2024-Cordination-NMC dated 05.12.2025)

The pattern for the **NEET (UG) - 2026** is as under :

Subject	Type of Questions	Duration	Number of Questions	Marks
Physics	MCQ (Multiple Choice Questions) with four options and single correct answer/best option.	02:00 PM to 05:00 PM	45	180
Chemistry			45	180
Biology (Botany & Zoology)			90	360
Total			180	720

3 IMPORTANT POINTS TO NOTE:

To answer a question, the candidate needs to choose one option corresponding to the correct answer or the most appropriate answer. Marking will be done as per following criteria :

- (i) Correct answer or the most appropriate answer: Four marks (+4)
- (ii) Any incorrect option marked will be given minus one mark (-1).
- (iii) Unanswered: No mark (0).

While every effort will be made to ensure that each question has one unique answer, in case, it is found that a question has more than one option, it will be dealt in following manner:

- (i) If more than one option is found to be correct then Four marks (+4) will be awarded to only those who have marked any of the correct options.
- (ii) If all options are found to be correct then Four marks (+4) will be awarded to all those who have attempted the question.
- (iii) **If none of the options is found correct or a Question is found to be wrong or a Question is dropped then all candidates who have appeared will be given four marks (+4) irrespective of the fact whether the question has been attempted or not attempted by the candidate.**

4. MODE OF EXAMINATION

NEET (UG) – 2026 will be a single day/ single shift exam in PEN and PAPER mode as was conducted in 2025. (As per Letter CDN-20011/289/2024-Cordination-NMC dated 05.12.2025)

5. DURATION OF TEST

The duration of the test would be three (03) hours. Compensatory time of one hour for examination of three hours (03:00 hrs) duration for PwD/PwBD candidate (having a physical limitation to write) will be given whether such candidate uses the facility of Scribe or not.

6. MEDIUM OF THE QUESTION PAPERS

- i. NEET (UG) -2026 is being conducted in English, Hindi, Assamese, Bengali, Gujarati, Kannada, Malayalam, Marathi, Odia, Punjabi, Tamil, Telugu and Urdu mediums.

Candidates can opt for a Question Paper in any one of the following 13 mediums:

Assamese	Bengali	English	Gujarati	Hindi	Kannada	Malayalam
Marathi	Odia	Punjabi	Tamil	Telugu	Urdu	

- ii. Option of **medium of Question Paper should be carefully chosen while filling in the Application Form. The option once chosen cannot be changed.**
- iii. Candidates opting for **English** would be provided Test Booklet in **English medium only.**
- iv. Candidates opting for **Hindi** would be provided with a **Bilingual Test Booklet in English and Hindi medium.**
- v. Candidates opting for **Regional Languages** would be provided Test Booklet in **English + selected Regional Language medium.** (For Example: If a candidate opted Tamil (out of 13 languages), the Test Booklet would be provided in English + Tamil).
- vi. In case of any ambiguity in the translation of a question in the test, **its English version shall be treated as final and the decision of NTA shall be final in this regard.**
- vii. For the correctness of the questions in all the question papers, the English version will be taken as final.
- viii. Candidates qualifying for **NEET (UG) – 2026** would be eligible for All India Quota and other quotas under the State Governments/Institutes, irrespective of the medium of the examination, subject to other eligibility criteria.

ix. Option of Question Paper medium will be available as per the following table only:

S. No.	Medium of Question Paper	Examination Centres
1.	English	Examination Centers in India and Outside India
2.	English and Hindi	Examination Centres in India
3.	English, Hindi and Assamese	Examination Centres in Assam
4.	English, Hindi and Bengali	Examination Centres in West Bengal, Tripura, and Andaman & Nicobar Islands
5.	English, Hindi and Gujarati	Examination Centres in Gujarat, Daman & Diu, Dadra & Nagar Haveli
6.	English, Hindi and Kannada	Examination Centres in Karnataka
7.	English, Hindi and Malayalam	Examination Centres in Kerala and Lakshadweep
8.	English, Hindi and Marathi	Examination Centres in Maharashtra
9.	English, Hindi and Odia	Examination Centres in Odisha
10.	English, Hindi and Punjabi	Examination Centres in Punjab, Chandigarh, and Delhi/New Delhi (including Faridabad, Ghaziabad, Gurugram, Noida/Greater Noida)
11.	English, Hindi and Tamil	Examination Centres in Tamil Nadu, Puducherry, and Andaman & Nicobar Islands
12.	English, Hindi and Telugu	Examination Centres in Andhra Pradesh and Telangana
13.	English, Hindi and Urdu	Examination Centres in India

The option of medium for Question Paper should be exercised carefully while filling up the Application Form online. Option of medium once chosen cannot be changed at a later stage.

CHAPTER 5

CITIES FOR EXAM CENTRES OF NEET (UG) - 2026 EXAMINATION

- i. A list of Cities along with city codes where the NEET (UG) - 2026 will be conducted is given in Appendix-V.
- ii. While filling up the Online Application Form, candidates should select **three convenient Cities** from Appendix-V as their Choice of Cities for the exam Centre in order of their priority, except in certain cases where only one/two option may be available based on the address criteria.
- iii. Choice of Centre Cities will be limited to the **State of Permanent Address or State of Present Address only**.
- iv. For convenience, the candidates may select their own city or neighboring cities available in their State of permanent address/present address only and avoid distant/far away cities. NTA will not be responsible for any inconvenience due to the incorrect selection of cities by the candidates.
- v. Center/City allocation will depend upon administrative/ technical/ logistical feasibility. Candidates may have to travel to other Cities. The Examining Body reserves the right to allot any City/Centre to the Candidate.
- vi. The information about the examination centers will be given in the respective Admit Card. However, NTA reserves the right to cancel any of the Examination Centers and Examination City and/ or add some other Centers and City, at its discretion, depending upon the response, administrative feasibility, etc.
- vii. NTA also reserves the right to allot any centre to the candidate. No request for change of centre shall be entertained.
- viii. Candidate will appear for the examination at an Examination Centre at her / his own risk and expenses and NTA will not be responsible for any injury or losses etc. of any nature.
- ix. No TA/DA will be paid to any candidate including SC/ST/PwBD/PwD candidates for appearing in the examination.
- x. In case, the number of candidates opting for a city is less than a certain minimum, the NTA reserves the right to merge one, two, or more cities.
- xi. In case, the number of candidates opting for a city as centre with a regional language is less than a certain minimum, candidates may be allotted Centre in another city irrespective of the city opted by the candidates for appearing in the examination.
- xii. Allotment of Centres will be done mostly in one of the preferred cities of the candidates and there will be no human intervention.

Though every effort will be made to allot a Centre in one of the cities selected by the candidate, the NTA reserves the right to allot a centre in a city other than the candidate's choice.

Note: All effort will be made by NTA to consider the comfort and convenience of candidates, including PwBD/PwD Candidates while allotting Centres.

CHAPTER 6

ELIGIBILITY AND QUALIFICATIONS FOR MBBS AND BDS COURSE

1. ELIGIBILITY TO APPEAR IN NEET (UG) – 2026

Eligibility for appearing in **NEET (UG)**, as per related Regulations of NMC and DCI are as follows: -

As per the Graduate Medical Education Regulation-2023 (Amendment) dated 16.06.2023, following amendment with respect to minimum age has been notified in GMER-2023, which mandates that:

- i) He/She has completed the age of 17 years as on or before 31st December of the year that the candidate shall be appearing for NEET-UG examination.
- ii) **Accordingly, the lower age limit shall be as under:**

For Candidates of General (UR)/General-EWS	born on or before 31.12.2009
For Candidates of SC/ST/OBC-NCL/PwBD/PwD Category	

- iii) **Upper age limit: (As per Letter No. U-11022/2/2022-UGMEB, dated 09 March 2022 received from National Medical Commission (NMC), Under Graduate Medical Education Board (UGMEB) regarding the upper age limit) there is no upper age limit.**

(As per Letter No. U-14023/19/NEET(UG Exam)/UGMEB dated 13.01.2026)

- iv) Indian Citizens/ Overseas Citizens of India (OCI) intending to pursue Undergraduate Medical Courses in a foreign Medical/ Dental Institute also need to qualify for NEET (UG).

2. CRITERIA FOR NRI / OCI / FOREIGN NATIONALS

- i) Non-Resident Indians (NRIs), Overseas Citizens of India (OCI), and Foreign Nationals are eligible for admission in Medical /Dental Colleges subject to rules and regulations framed by the respective State Governments, Institutions, and the Government of India, as the case may be. The NRI and OCI Applicants/Candidates have to upload a Certificate from the concerned Indian Diplomatic Mission in the country of their residence in support of their claim as an NRI/OCI Candidate, along with their online Application Form for NEET (UG) - 2026 and retain the original of such document for producing it at the time of Counselling / Admission to the Courses covered under NEET (UG). Similarly, a foreign applicant for NEET (UG) 2026 shall also upload Documentary Proof (e.g. relevant pages of a valid passport or a Certificate from the Competent Authority in the country of his/her Nationality regarding his/her citizenship status) in support of his/her Nationality, along with online Application Form. The format of Embassy Certificate and Citizenship Certificate or any Documentary proof of Citizenship are given in **Appendix – VI and Appendix – VII**. Foreign nationals may confirm their eligibility from the competent state authorities and counselling authorities, as the case may be.

- ii) **Eligibility of OCI cardholders for NEET (UG):**
- Indian Nationals, Non-Resident Indians (NRIs), Overseas Citizen of India (OCI), Persons with Indian Origin and Foreign Nationals are eligible for admission in Medical/Dental/Ayurveda/Siddha/Unani/ Homoeopathy Colleges subject to the rules and regulations framed by respective State Governments, Institutions and The Government of India, as the case may be.
 - In compliance of the Hon'ble Supreme Court Order dated 03.02.2023 in WP No. 891 of 2021, OCI will be entitled to the rights and privileges which had been conferred on them earlier to the notification dated 04.03.2021.

3. QUALIFICATIONS AND QUALIFYING EXAMINATION CODES

As per approval conveyed by the NMC (As per Letter CDN-20011/289/2024-Cordination-NMC dated 05.12.2025 and Letter U-14023/19/NEET(UG Exam)/UGMEB dated 13.01.2026 and Email vide NMC UGSection dated 28.01.2026)

To be eligible for NEET (UG) – 2026, candidates need to refer to the following table for qualifying examination criteria.

CODE: 01	<p>A candidate who is appearing in the qualifying examination, whose 12th result is awaited, may apply and appear in the test but he/she shall not be eligible for admission to the Undergraduate Medical Courses if he/she does not pass the qualifying examination at the time of first round of Counseling.</p> <p>Candidates who have undertaken study of the requisite subjects i.e. Physics, Chemistry, Biology / Biotechnology along with English even as additional subjects after passing Class 12th from duly recognized boards by the concerned Govt. such candidates shall be permitted to appear in NEET-UG Test and resultantly also be eligible for grant of Eligibility Certificate as per Public Notice dated 22.11.2023. However, their candidature will be considered only if they provide documentary evidence of having passed the qualifying Examination with the required subjects.</p>
OR	
CODE: 02	<p>The Higher/Senior Secondary Examination or the Indian School Certificate Examination which is equivalent to class 12 Higher/Senior Secondary Examination after a period of 12 years of study, the study of the requisite subjects i.e. Physics, Chemistry, Biology / Biotechnology along with English even as additional subjects after passing Class 12th from duly recognized boards by the concerned Govt. (which shall include practical tests in these subjects) and Mathematics or any other elective subject with English at a level not less than the core course for English as prescribed by the National Council of Educational Research and Training after the introduction of the 10+2+3 educational structure as recommended by the National Committee on Education.</p> <p><i>Public Notice dated 22.11.2023 (Para-7), consequent to the introduction of NEP and various legal issues, further adds that: The National Medical Commission in its meeting held on 14.06.2023 after detailed deliberations while taking into consideration the NEP, which permits great extent of flexibility in the study of various subjects in Class 12th, decided that the previous approach of the erstwhile Medical Council of India needs to be</i></p>

	<p><i>revisited by permitting candidates to undertaken study of the requisite subjects (Physics, Chemistry, Biology / Biotechnology alongwith English) even as additional subjects after passing Class 12th from boards duly recognized by the concerned Govt. Such candidates shall be permitted to appear in NEET-UG Test and resultantly also be eligible for grant of Eligibility Certificate.</i></p> <p>If the institute has to consider an examination of an Indian University or of a foreign/university to be equivalent to the Class 12 under intermediate science examination, the candidates shall have to produce a certificate from the concerned Indian University/Association of Indian Universities to the effect that the examination passed by him/her is considered to be equivalent to the class 12 under intermediate science examination.</p>
	OR
CODE: 03	The Intermediate/Pre-degree Examination in Science of an Indian University/Board or other recognized examining body with Physics, Chemistry, Biology /Biotechnology (which shall include practical test in these subjects) and also English as a compulsory subject.
	OR
CODE: 04	The Pre-professional/Pre-medical Examination with Physics, Chemistry, Biology/Biotechnology, and English after passing either the Higher Secondary Examination or the Pre-University or an equivalent examination. The Pre-professional/Pre-medical examination shall include practical tests in these subjects and also English as a compulsory subject.
	OR
CODE: 05	The first year of the three years' degree course of a recognized University with Physics, Chemistry, and Biology/Biotechnology including practical tests in these subjects provided the examination is a University Examination and the candidate has passed the earlier qualifying examination with Physics, Chemistry, Biology/ Biotechnology with English at a level not less than a core course.
	OR
CODE: 06	B.Sc. Examination of an Indian University provided that he/she has passed the B.Sc. Examination with not less than two of the subjects Physics, Chemistry, Biology (Botany, Zoology)/Biotechnology and further that he/ she has passed the earlier qualifying examination with Physics, Chemistry, Biology, and English.
	OR
CODE: 07	Any other examination which in scope and standard (Last 02 years of 10+2 Study comprising of Physics, Chemistry and Biology/Biotechnology; which shall include practical test in these subjects) is found to be equivalent to the Intermediate Science Examination of an Indian University/Board, taking Physics, Chemistry and Biology/Biotechnology including practical tests in each of these subjects and English.

NOTE: Due to the COVID outbreak, no examinations were conducted for 2021 batch of Class 10 (Tamil Nadu State Board). Accordingly, no marks were given in the marksheet and 'pass' is printed in all subjects with a disclaimer – “As per G.O. (Ms) No. 48, School Education (G.E.) department dated: 25.02.2021, all candidates who studied SSLC in the academic year 2020-21 are declared passed.”

While filling up of the online Application Form of NEET (UG) - 2026, when the candidate selects 'Passing year' as 2021 with 'School Board' as Tamil Nadu State Board of School Examination (Sec.), the Result Mode field will be disabled and the associated fields for Marks/CGPA will be invisible for Tamil Nadu State Board candidates who have passed their Class 10 in year 2021

Note:

- The candidates who have studied from the Foreign/International Board should ensure that the qualifying examination passed by them is, in scope and standard, as explained in CODE: 07.

CHAPTER 7

COUNSELLING AND RESERVATION FOR ADMISSION TO MBBS, BAMS, BUMS, BSMS, BHMS, BDS AND B.SC. NURSING COURSES

1. ADMISSION PROCEDURE

Admissions to all seats of Undergraduate Medical / Dental Courses will be done through NEET (UG) - 2026.

A. The following are the seats available under different quotas:

- All India Quota Seats
- State Government Quota Seats
- Seats available for admission in Central Institutions/Universities/Deemed Universities
- State/Self-financed merit list/NRI Quota Seats in Private Medical / Dental Colleges or any Private University
- Central Pool Quota Seats
- All seats including NRI Quota as well as “self-financed merit list”, are in private unaided/aided minority / non-minority medical colleges.
- Seats available for admission in AIIMS Institutes across India/JIPMER.
- The Counselling for successful candidates for Seats under 15% All India Quota and 100% including 85% State quota seats of Central Institutions (ABVIMS & RML Hospital/VMMC & Safdarjung Hospital/ESIC)/ Central Universities (including DU/ BHU /AMU)/ AIIMS/ JIPMER and Deemed Universities, will be conducted by the MCC/DGHS for **Undergraduate Medical / Dental Courses**. MCC only does the registration for AFMC and forwards the data of registered Candidates to AFMC Authorities for the admission process. **DU/BHU and other Universities may use the score for any other relevant courses being offered by them.**

B. The counselling for admission to the seats under the control of State Governments/ UT Administrations / State Universities/ Institutions shall be conducted by the designated authorities of the State Governments as per the notifications issued separately by the authorities concerned.

C. The Result of NEET (UG) - 2026 may be utilized by other Entities of Central and State Governments, in accordance with their respective eligibility criteria / other norms /applicable regulations/guidelines/rules. The result data will also be utilized for B.Sc. (H) Nursing courses in accordance with their respective eligibility criteria / other norms /applicable regulations/guidelines/ rules. The NEET (UG) - 2026 data will also be used for admissions to BVSc & AH courses under the 15% quota of VCI in recognized Veterinary Colleges. However, the Council has to approach the MCC of DGHS, MoHFW in order to obtain the said data of results.

Note: Military Nursing Service (MNS) aspirants seeking admission to B.Sc Nursing Course being conducted at Armed Forces Medical Service Hospitals

for the year 2026 are required to qualify NEET. The NEET score will be used for shortlisting for selection to the four year B.Sc Nursing course.

- D. During counselling, the eligibility criteria, self-declarations, all the uploaded documents, etc. of the eligible candidates shall be verified as per norms specified by the respective authorities and/or Medical / Dental Colleges.
- E. AACCC (All-India Ayush Central Counselling Committee) shall be the counselling authority for AIQ with respect to BAMS, BUMS and BSMS courses under NCISM. AACCC shall also be the Counselling Authority for AIQ with respect to BHMS under NCH.

NTA does not have any responsibility towards the correctness/genuinity of the uploaded information/documents during the application process.

- F. An All India Merit List of the qualified candidates shall be prepared based on All India Rank in the Merit List of the NEET (UG) - 2026 and candidates shall be admitted to Undergraduate Medical Courses from the said list only, with existing reservation policy. NTA will only provide All India Rank to candidates while counselling authorities will invite applications for Counselling and a merit list shall be drawn based on All India Rank by the counselling authorities. Admission to Undergraduate Medical Courses within the respective categories shall be based solely on All India Rank as per merit list of NEET (UG) - 2026.

2. Admission in State Medical Colleges / Universities / Institutions / private medical colleges for seats other than 15% All India Quota by respective State/UT counselling authorities:

- Admission under State Quota Seats shall be subject to reservation policy and eligibility criteria prevailing in the State/Union Territory as notified by the respective State/Union Territory from time to time.
- The reservation of the seats in medical colleges for respective categories shall be as per applicable laws prevailing in the State/Union Territory concerned.
- Admission to **Undergraduate Medical Courses** in Private Medical Colleges shall be subject to policies of the Government of India/State/Union Territory.

3. Admission to 15% All India Quota/ AIIMS / JIPMER / Central Universities (DU/BHU/AMU) / AFMC / GGSIPU / ESIC Medical Colleges / Deemed Universities by MCC of DGHS :

- Counselling for admission to MBBS / BDS, etc. Courses in AIIMS / JIPMER / Central Universities [(including Medical Colleges under DU and Central Medical/Dental Colleges under Guru Govind Singh Indraprastha University (GGSIPU), BHU Medical College, AMU Medical College], ESIC Medical Colleges, PGIMER and Deemed Universities will be conducted by DGHS and reservation policy will be as per rules/regulations applicable to such Universities / Institutions. Candidates aspiring for admission to MBBS / BDS Courses in such Universities/ Institutions based upon their All India Rank (AIR) in NEET (UG) - 2026, shall have to register on the MCC website after the declaration of NEET (UG) - 2026 Result. The

Candidate will have to register on the MCC Website. (<https://mcc.nic.in/>). The list of registered candidates will be forwarded to AFMC authorities for conducting counselling at their end.

- ii. Admission to AFMC, Pune shall be subject to the norms prescribed by the Directorate General of Armed Forces Medical Services, Ministry of Defence, Government of India. Candidates seeking info with respect to admission into AFMC, Pune may visit the official website of the Armed Forces Medical Services i.e., www.afmcdg1d.gov.in. The shortlisted candidates will be required to appear for a second-stage Screening Test conducted by **AFMC**. Candidates are advised to contact **AFMC** for further and exact details. MCC of DGHS will do only the registration part of the counselling. Further, allotment process will be done by AFMC authorities.
- iii. Admission to Medical Colleges under Central Universities (DU / BHU /AMU) /ESIC Medical Colleges /AFMC, shall be as per the provisions of the Statutory Regulations of NMC/ DCI, Deemed Universities relevant judgments of the Hon'ble Supreme Court of India, and the procedure prescribed by the Medical Counselling Committee (MCC) under the Directorate General of Health Services (DGHS).
- iv. Further, the common counselling for admission to MBBS /BDS Courses in the concerned INIs shall be conducted by the DGHS as per the time schedule specified in the relevant Graduate Medical Education Regulation (1997) and Graduate Medical Education Regulation (2023) as amended from time to time.
- v. For all institutions, wherein Counselling is conducted by MCC under the DGHS, the candidates may refer to the Counselling scheme uploaded on the MCC website, so as to determine their eligibility to appear in Counselling for subsequent rounds, including in respect of ineligibility on account of allotment of seats in the previous rounds of Counselling in terms of Regulation 5A(4) of the Regulations on Graduate Medical Education, 1997 which provides for preventing seat blocking in common Counselling for admission to MBBS course.
- vi. For all institutions, wherein Counselling is conducted by the State/Union Govt. or its designated authority, the candidates may refer to the Counselling Notifications issued by the State/Union Govt. or its designated authority, so as to determine their eligibility to appear in Counselling for subsequent rounds, including in respect of ineligibility on account of allotment of seats in the previous rounds of Counselling in terms of Regulation 5A(4) of the Regulations on Graduate Medical Education, 1997 which provides for preventing seat blocking in common Counselling for admission to MBBS.
- vii. MCC is only counselling executing body, hence, it cannot change/ edit /modify/alter any information (name, DoB, category, caste, contact details etc.) entered by the candidates at the time of online submission of application/registration form for Counselling under any circumstances. The data entered by the candidate at the time of registration on NTA portal will be shared with MCC as prepopulated and will be used for counselling purposes.

4. RESERVATION POLICY FOR ADMISSION TO MBBS/BDS/B.SC. NURSING CONDUCTED BY MCC/DGHS

- 1) Indian nationals belonging to certain categories are admitted under the seats reserved for them in accordance with the rules prescribed by the Government of India. The categories and the extent of reservation are as follows:
 - General category belonging to **Economically Weaker Section (GEN- EWS) – 10%** of seats in every course. The benefit of reservation will be given only to those General category candidates who satisfy the conditions given in the **OM No. 20013/01/2018-BCII dated 17 January 2019**, issued by the Ministry of Social Justice and Empowerment. The criteria for **GEN-EWS** will be as per the prevailing norms and/or notifications of the Government of India.
 - Other Backward Classes belonging to the Non-Creamy Layer (OBC- NCL) – 27% of seats in every course.
 - i. OBC-NCL should be listed in the current updated central list of OBC-NCL (<http://www.ncbc.nic.in>).
 - ii. OBC-NCL present in the State list but not covered in the central list of OBC-NCL (as per the list in <http://www.ncbc.nic.in>) are NOT eligible to claim the reservation.
 - iii. The criteria for OBC-NCL will be as per the notification of the Government of India.
 - iv. **Candidates belonging to the creamy layer of OBC are NOT entitled to reservation. Such candidates are treated as belonging to the general (GEN), i.e. unreserved category, and they will be eligible only for the GEN seats – the seats for which all candidates are eligible.**
 - **Scheduled Caste (SC) – 15%** of seats in every course.
 - **Scheduled Tribe (ST) – 7.5%** of seats in every course.
 - **Persons with Benchmark Disability (PwBD) – 5%** seats in each of GEN, GEN-EWS, OBC-NCL, SC, and ST category seats (Horizontal reservation).
 - i. Candidates who want to avail the benefits of PwBD reservation in admission to Undergraduate Courses will be governed as per NMC guidelines (Appendix-VI) and subsequent amendments from time to time.

Reservation in State Quota Seats/Universities/Institutions /Private Medical Colleges under State Governments: In case of seats filled by the State Medical Colleges/Universities/Institutions /Private Medical Colleges under State Quota Seats, the reservation policy of the concerned State Government shall apply.

ii. For Candidates claiming the GEN-EWS category

Candidate should possess valid GEN-EWS certificate (who satisfy the conditions given in the **OM No. 20013/01/2018-BC-II dated 17 January 2019**, issued by the Ministry of Social Justice and Empowerment) in consonance with the latest

guidelines of the Government of India for claiming seats under GEN-EWS category.

iii. For Candidates claiming the OBC-NCL category

Candidate should possess valid OBC-NCL certificate in consonance with the latest guidelines of the Government of India for claiming seats under OBC-NCL category. Visit <http://www.ncbc.nic.in> for the latest guidelines and updates on the Central List of State-wise OBCs.

iv. For Candidates claiming the SC or ST category

Candidate should possess valid SC/ST certificate in consonance with the latest guidelines of the Government of India for claiming seats under SC/ST category.

5. Provisions relating to Persons with Disability (PwD)/ Persons with Benchmark Disability (PwBD) (For the purpose of appearing in the NEET Examination):

i) The Rights of Persons with Disabilities Act, 2016:

The Gazette of India, Extraordinary Part-II Section 1, Ministry of Law And Justice (Legislative Department) New Delhi dated 28 December 2016 on “The Rights of Persons With Disabilities Act, 2016. The relevant paragraphs of the above Gazette Notification for consideration are as under:

Chapter 1.

Para 2 (r) “person with benchmark disability” means a person with not less than forty percent of a specified disability where specified disability has not been defined in measurable terms and includes a person with disability where specified disability has been defined in measurable terms, as certified by the certifying authority;

Para 2 (s) “person with disability” means a person with long term physical, mental, intellectual or sensory impairment which, in interaction with barriers, hinders his full and effective participation in society equally with others;

Para 2 (zc) “specified disability” means the disabilities as specified in the Schedule; (Annexure - I).

ii) Office Memorandum dated 29 August 2018:

Ministry of Social Justice & Empowerment, Govt. of India, Office Memorandum No. F. No. 34- 02/2015-DD-III dated 29 August 2018 for conducting written examination for persons with specified disabilities covered under the definition of Section 2(r) of the RPwD Act, 2016. The relevant paragraphs of the above Office Memorandum for consideration are as under:-

Para IV- The facility of Scribe/Reader/Lab Assistant should be allowed to any person with benchmark disability as defined under section 2(r) of the RPwD Act, 2016 and has limitation in writing including that of speed if so desired by him/her.

In case of persons with benchmark disabilities in the category of blindness, locomotor disability (both arm affected-BA) and cerebral palsy, the facility of scribe/reader/lab assistant shall be given, if so desired by the person.

In case of other category of persons with benchmark disabilities, the provision of scribe/reader/lab assistant can be allowed on production of a certificate to the effect that person concerned has physical limitation to write, and scribe is essential to write examination on his behalf, from the Chief Medical Officer/Civil Surgeon/Medical Superintendent of a Government health care institution as per proforma at Annexure - II.

In case the candidate is allowed to bring his own scribe, the qualification of the scribe should be one step below the qualification of the candidate taking examination. The person opting for own scribe should submit details of the own scribe as per proforma at Annexure-III.

iii) Office Memorandum dated 10 August 2022:

Ministry of Social Justice & Empowerment, Govt. of India, Office Memorandum No F. No. 29- 6/2019-DD-III dated 10 August 2022 for conducting written examination for persons with specified disabilities covered under the definition of Section 2(s) of the RPwD Act, 2016 but not covered under the definition of Section 2(r) of the said Act, i.e. person having less than 40% disability and having difficulty in writing. The relevant paragraphs of the above Office Memorandum for consideration are as under: -

Para 3 (b). The facility of scribe and/or compensatory time shall be granted solely to those having difficulty in writing subject to production of a certificate to the effect that person concerned has limitation to write and that scribe is essential to write examination on his/her behalf from the competent medical authority of a Government healthcare institution as per proforma at Annexure-IV.

Para 3 (c). The medical authority for the purpose of certification as mentioned above should be a multi-member authority comprising the following: -

- i. Chief Medical officer/Civil Surgeon /Chief District Medical Officer, Chairperson
- ii. Orthopaedic/PMR specialist
- iii. Neurologist, if available*
- iv. Clinical Psychologist/Rehabilitation Psychologist/ Psychiatrist/Special Educator
- v. Occupational therapist, if available*
- vi. Any other expert based on the condition of the candidate as may be nominated by the Chairperson.

(*the Chief Medical Officer/Civil Surgeon/Chief District Medical Officer may make full efforts for inclusion of neurologists, occupational therapist from the nearest District or the Medical College/Institute, if the same is not available in the District)"

The candidate should fill up the details of scribe as per undertaking proforma at Annexure-V.

iv) Scribe and Compensatory Time

1. The candidate should have the discretion of opting for his own scribe / reader / lab assistant or request the Examination Body for the same. The examining body may also identify the scribe / reader / lab assistant to make panels at the District / Division / State level as per the requirements of the examination. In such instances the candidates should be allowed to meet the scribe two days before the examinations so that the candidates get a chance to check and verify whether the scribe is suitable or not.

2. The word “extra time or additional time” that is being currently used should be changed to “compensatory time” and the same should not be less than 20 minutes per hour of examination for persons who are allowed use of scribe / reader / lab assistant. All the candidates with benchmark disabilities who are eligible for availing the facility of scribe in terms of guidelines vide para IV of Para 5.2 above may be allowed additional time of minimum of one hour for examination of 3 hours duration whether they use the facility of scribe or not. In case the duration of the examination is less than an hour, then the duration of additional time should be allowed on pro-rata basis. Additional time should not be less than 5 minutes and should be in the multiple of 5”.

Note –

- a. Both the guidelines i.e. dated 29 August 2018 (for PwBDs) and dated 10 August 2022 (for PwDs) have other important aspects such as allowing use of assistive devices, proper seating arrangement, accessibility of examination centres etc. which will be followed. The scribe will help the Candidate in reading the questions and/ or keying in the answers as per the directions of the Candidate. A scribe will NEITHER explain the questions NOR suggest any solution to the Candidate.
- b. It is to be noted that the Scribe will be provided by the National Testing Agency (NTA), if requested by the Candidate. If it is found at any stage that a candidate has availed the services of a scribe and/or availed the compensatory time but does not possess the extent of disability that warrants the use of a scribe and/or grant of compensatory time, the candidate will be excluded from the process of evaluation, ranking, counselling and admission. In case such a candidate has already been admitted to any Institution, the admission of the candidate will be cancelled.

Physical Disability certificate / Unique Disability Identification (UDID) issued by the notified medical authority needs to be uploaded in the Online Application Form of NEET (UG) – 2026. However, in case PwD / PwBD candidate opts for UDID then they need to give UDID Card Number for verification, if verified they are not asked to upload UDID Certificate.

- c. The NTA does not guarantee any change in the category or sub-category (PwD/PwBD status) after the submission of the Online Application Form, and in any case, no change will be entertained by NTA after the declaration of NTA Score for NEET (UG) - 2026. Therefore, the candidates are advised to fill in the category/sub-category column very carefully.
- d. The extent of “specified disability” in a person shall be assessed in accordance with the “Guidelines for the purpose of assessing the extent of specified disability in a person included under the Rights of Persons with Disabilities Act, 2016.
- e. Candidates must note that the benefit of reservation will be given to them subject to verification of documents. If it is discovered at any stage that a candidate has used a false/fake/incorrect document or has furnished false, incorrect or incomplete information, in order to avail the benefit of reservation, then such a candidate shall

be excluded from all admission processes. In case such a candidate has already been given admission, the admission shall stand cancelled.

Notes:

1. The benefit of reservation for admission shall be given only to those classes/castes/tribes which are in the respective Central List published by the Government of India from time to time.
2. The benefit of reservation will be given only to those castes and tribes that are mentioned in the respective central list of corresponding states published by the Government of India (websites: <http://socialjustice.nic.in> and <https://ncst.nic.in/>).

6. Reservation in Central Institutes / Universities

The reservation policy of the Government of India is applicable to NEET (UG) Examination. According to this, in the Central Universities and Institutions, 10% of the seats are reserved for the category General-Economically Weaker Section (GEN-EWS), 15% of the seats are reserved for the category Scheduled Caste (SC), 7.5% for the category Scheduled Tribe (ST), 27% for the category Other Backward Classes belonging to the Non-Creamy Layer (OBC-NCL) and 5% seats (**Horizontal Reservation**) for PwBD candidates.

Reservation in State Quota Seats/Universities/Institutions /Private Medical Colleges under State Governments: In case of seats filled by the State Medical Colleges/Universities/Institutions /Private Medical Colleges under State Quota Seats, the reservation policy of the concerned State Government shall apply.

7 Guidelines for PwBD Candidates (For Admission purpose) :

- a. The candidates with a benchmark Disability shall be considered for admission in medical course against 5% of the total seats, in accordance with the provision under Section 32 of RPwD Act, 2016.
- b. **For AIIMS:** In accordance with RPwD Act 2016, **PwBD Reservation** will be followed subject to evaluation by the Medical Board of Institute to determine eligibility.
- c. Candidates who consider themselves eligible for this category are advised to ensure their eligibility by getting themselves examined at any Government Medical College/District Hospital/Government Hospital. Such Government Medical College/District Hospital/Government Hospital shall issue a Disability Certificate in reference to Chapter-VII of the Rights of Persons with Disabilities Rules, 2017. Such a Disability Certificate is issued as per the Schedule to the Rights of Persons with Disabilities Act, 2016, and the Guidelines for the purpose of assessing the extent of specified disability in a person included under the Rights of Persons with Disabilities Act, 2016 notified in the Gazette of India by the Ministry of Social Justice and Empowerment [Department of Empowerment of Persons with Disabilities (Divyangjan)] on 4th January 2018 and does not confer any right on any candidate to seek admission in a medical course under PwBD Quota. The aforesaid Certificate shall be to ascertain whether a candidate can apply to NTA for appearing in NEET (UG) - 2026 under the PwBD Quota only.

- **At the stage of counseling, the NEET UG qualified PwBD candidates must submit:**
 - A **valid UDID card** issued by a designated medical authority under MoSJE.
 - **Self-Certified affidavits** in the format provided under **Schedule –I of Interim Guidelines** dated 19.07.2025.
 - **The candidate will have to approach the designated medical board for verification of their self-certified affidavit.**

8. INSTRUCTIONS FOR COUNSELLING BY THE MCC FOR MBBS AND BDS ADMISSION

- i. Online counselling would be conducted by the Medical Counselling Committee (MCC) of the Directorate General of Health Services for Undergraduate Medical Courses. Information for online counselling would only be available on the MCC website (<https://mcc.nic.in/UGCounselling/>) for Undergraduate Medical/Dental Courses. Qualified candidates are advised to read the counselling-related information carefully and understand the course of action to be taken by them for appearing in the Counselling.

MCC is conducting Counselling for:

- A. 15% All India Quota seats MBBS/ BDS Seats of States
 - B. 100% MBBS/ BDS Seats of BHU OPEN
 - C. AIIMS Open seats- 100% MBBS Seats of AIIMS across India
 - D. JIPMER Open (Puducherry/ Karaikal) & Internal seats (Domicile)
 - E. AMU Open & Internal seats
 - F. 85% Internal quota/domicile seats of DU/ I.P University (VMMC/ ABVIMS/ESIC Dental)
 - G. Jamia Open seats- Faculty of Dentistry (Jamia Milia Islamia) & Internal seats
 - H. 15% All India Quota Seats of ESIC & Insured Persons quota seats
 - I. AFMC – Only registration
 - J. 100% B.Sc (Nursing) of selected Central B.Sc. Nursing Institutes
 - K. Counselling under MCC shall include 100% seats of Deemed Universities, including 15% NRI seats.
- ii. Any query related to Counselling for admission to seats under 15% All India Quota and in Central Institutions / Universities, including AIIMS/JIPMER/AFMC/ESIC/DU/BHU/ AMU, and Deemed Universities, may be referred to the following address: For MBBS/BDS Courses: Office of MCC, National Medical Library, Ansari Nagar, East Delhi, E-mail: aipmt-mcc@nic.in, <https://mcc.nic.in/UGCounselling/Home/ContactUs>
 - iii. **Reservation policy for 15% AIQ, Central Institutes (ABVIMS & RML and VMMC & SJH, ESIC) Universities (DU, AMU, BHU)/AIIMS/JIPMER is as follows:**

Reservation Policy of the Central Government for the NEET (UG) Counselling in All India Quota/Central Institutes (ABVIMS & RML and VMMC & SJH, ESIC) Universities (DU, AMU, BHU)/AIIMS/JIPMER is as follows:

 - S.C- 15 %
 - S.T- 7.5 %
 - PwBD- 5 % Horizontal Reservation
 - OBC (Non-Creamy Layer)- 27% as per Central List of OBC
 - EWS- 10 % as per Central Government Norms (who satisfy the conditions given in the **OM No. 20013/01/2018-BC-II dated 17 January 2019**, issued by the Ministry of Social Justice and Empowerment)

Reservation Policy for Deemed University is as follows:

- **NRI Quota**
 - **Jain & Muslim Minority**
- iv. Candidates from the creamy layer and those who do not come under the Central List of OBC are advised to mention their category as Unreserved/General.

CHAPTER 8

MERIT LIST AND QUALIFYING CRITERIA

1. QUALIFYING CRITERIA

- i. The NTA will prepare the Merit List/All India Rank (AIR) as per Qualifying/eligibility criteria and other norms as well as the relevant regulations/guidelines of NMC/DGHS/MCC/DCI and Ministry of AYUSH/NCISM/NCH/CCH/AACCC, as the case may be. The details received from the respective competent authority(ies) will be displayed on the NTA website (<https://neet.nta.nic.in/>) in due course of time.
- ii. The eligibility criteria for admission to **Undergraduate Medical Courses** are as follows:
 - a. In order to be eligible for admission to Undergraduate Medical Courses for a particular academic year in case of General, General-EWS, it shall be necessary for a candidate to obtain a minimum of marks at the 50th percentile in National Eligibility Cum Entrance Test to Undergraduate Medical Courses held for the said academic year. However, in respect of candidates belonging to Scheduled Castes, Scheduled Tribes, Other Backward Classes, the minimum marks shall be at the 40th percentile. In respect of candidates with Benchmark, Disabilities specified under the Rights of Persons with Disabilities Act, 2016, the minimum marks shall be at 45th percentile for Unreserved Category & GEN-EWS Category candidates and 40th percentile for SC/ST/OBC-NCL candidates. The percentile shall be determined on the basis of the highest marks secured in the All India common merit list in the National Eligibility Cum Entrance Test for admission to Undergraduate Medical Courses.
 - b. Provided when a sufficient number of candidates in the respective categories fail to secure minimum marks as prescribed in National Eligibility Cum Entrance Test held for any academic year for admission to Undergraduate Medical Courses, the Central Government in consultation with the National Medical Commission and Dental Council of India, National Commission for Indian System of Medicines and National Commission of Homeopathy and any other regulatory body may at its discretion lower the minimum marks required for admission to Undergraduate Medical Courses for candidates belonging to respective categories and marks so lowered by the Central Government shall be applicable for the said academic year only.
 - c. For admission in BUMS (Bachelor of Unani Medicine and Surgery) Course, the candidate must have passed the 10th standard with Urdu or Arabic or Persian language as a subject, or clear the test of Urdu of 10th Standard (wherever there is provision to conduct of such test) in the entrance examination conducted by the University or Board or registered Society or Association authorized by the Government to conduct such examination. For admission in the BSMS (Bachelor of Sidhha Medicine and Surgery) course, the Candidate must have passed Tamil as one of the subjects in the 10th Standard/in Higher Secondary course or Candidates shall have to study Tamil as a subject during the First Professional course.
 - d. Provided that a candidate who has appeared in the qualifying examination, the result of which has not been declared, may be provisionally permitted to take up the competitive entrance examination and in case of selection for admission to the **Undergraduate Medical Courses**, he/she shall not be admitted to that course until he/she fulfills the eligibility criteria as specified above. For details, candidates may refer to the Graduate Medical Education Regulations, 2023 and relevant notifications issued by NMC on time to time and BDS Course Regulations, 2007, the Indian Medicine Central Council (Minimum Standards of Education in Indian Medicine) Regulation, and the Homoeopathy (Degree Course) Regulations, 1983.

e. The criteria for minimum qualifying marks to be eligible for admission to MBBS courses shall also be applicable to concerned INIs.

iii) A list of the successful candidates in order of All India Rank based on the marks obtained in the National Eligibility Cum Entrance Test (NEET) UG – 2026 will be prepared by the NTA.

2. THE INTER-SE-MERIT OF CANDIDATES FOR TIE-BREAKING

In case of two or more candidates obtaining equal marks/percentile scores in the NEET (UG) - 2026, the inter-se-merit shall be determined as follows:

- a. Candidate obtaining higher marks/percentile score in Biology (Botany & Zoology) in the Test, followed by,
- b. Candidate obtaining higher marks/percentile score in Chemistry in the Test, followed by,
- c. Candidate obtaining higher marks/percentile score in Physics in the Test, followed by,
- d. Candidate with less proportion of the number of attempted incorrect answers and correct answers in all the subjects in the Test,
- e. Candidate with less proportion of number of attempted incorrect answers and correct answers in Biology (Botany & Zoology) in the Test, followed by
- f. Candidate with less proportion of number of attempted incorrect answers and correct answers in Chemistry in the Test, followed by
- g. Candidate with less proportion of number of attempted incorrect answers and correct answers in Physics in the Test, followed by
- h. In case, a-g criteria are exhausted and tie still persists, it will be resolved through a random process with the guidance of an independent expert committee.

(As per Public Notice dated 13.06.2023 issued by UGMEB/NMC and *Email vide NMC UGSection dated 28.01.2026*)

3. MERIT LIST FOR COUNSELLING UNDER 15% ALL INDIA QUOTA

The merit list of the eligible and successful candidates who have opted for 15% of All India quota seats will be prepared by the NTA on the basis of marks obtained in the **NEET (UG) - 2026**. The list of successful candidates shall be forwarded to the **Directorate General of Health Services (MCC), Ministry of Health and Family Welfare, Government of India, and National Commission for Indian System of Medicine (NCISM) and National Commission for Homoeopathy (NCH), Ministry of AYUSH, Govt. of India** for the purpose of allotment of seats by Online Counselling to 15% All India Quota Seats.

4. MERIT LIST FOR SEATS OTHER THAN 15% ALL INDIA QUOTA

- a. NTA will provide All India Rank and Result will be shared with the **DGHS, Ministry of Health and Family Welfare, Govt of India and Ministry of AYUSH, Govt. of India** along with **National Commission for Indian System of Medicine (NCISM) and National Commission for Homoeopathy (NCH)** to provide the same to the counselling authorities.
- b. Counselling authorities will invite applications for Counselling.
- c. The counselling authorities will draw a merit list of the candidates based on All India Rank in the respective categories declared by the candidates at the time of applying for admission/counselling as per State applicable rules.

CHAPTER 9

ELIGIBILITY CRITERIA/QUOTA OF SEATS/RESERVATION/RESULT CRITERIA/
COUNSELLING FOR ADMISSION TO BAMS/BSMS/BUMS/BHMS COURSES

1. ADMISSION TO ALL SEATS OF BAMS, BSMS, BUMS AND BHMS COURSES THROUGH
NEET (UG) – 2026

Admissions to all seats of Undergraduate Ayurveda, Siddha, Unani and Homoeopathy Courses will be done through NEET (UG) – 2026 as per the provisions of the National Commission for Indian System of Medicine (Minimum Standards of Undergraduate Ayurveda Education), Regulations 2022, National Commission for Indian System of Medicine (Minimum Standards of Undergraduate Siddha Education), Regulations 2022 and National Commission for Indian System of Medicine (Minimum Standards of Undergraduate Unani Education), Regulations 2022 and National Commission for Homoeopathy (Homoeopathy Graduate Degree Course BHMS) Regulations 2022 (NCISM & NCH are Regulatory Bodies of the above-mentioned Courses under the Ministry of Ayush).

2. ELIGIBILITY CRITERIA FOR ADMISSION TO BAMS/BSMS/BUMS /BHMS COURSES

- The candidates shall have passed 10+2 (or equivalent) with subjects Physics, Chemistry, Biology or Biotechnology. The admission shall continue to be done through National Eligibility-cum-Entrance Test (NEET) only.
- No candidate shall be admitted to BAMS, BSMS, BUMS, and BHMS Degree Courses unless he has attained the age of seventeen years on or before the 31st December of the year of his admission in the first year of the course.

3. THE QUOTA OF SEATS FOR ADMISSION TO BAMS/ BSMS/BUMS /BHMS COURSES:

- All India quota Government.
- All India quota Government aided.
- All India quota Private.
- State Govt. quota/ Institutional quota.
- Central Universities/National Institutes.
- Deemed to be Universities.
- Self-financed merit list/NRI Quota.

4. RESERVATION OF SEATS FOR SC, ST, OBC-NCL, EWS, PWBD, ETC. FOR ADMISSION
TO BAMS/BSMS/BUMS /BHMS COURSES

Reservation Policy of the Central Government in All India Quota seats (Govt./Govt. aided/National Institutes/Central Universities) counselling is as follows:

- **SC- 15%**
- **ST- 7.5%**
- **PwBD- 5% Horizontal Reservation**
- **OBC (Non- Creamy Layer)- 27 % Only in National Institutes/Central Universities**

- **EWS- 10% Only in National Institutes/Central Universities** (who satisfy the conditions given in the **OM No. 20013/01/2018-BC-II dated 17 January 2019**, issued by the Ministry of Social Justice and Empowerment)

Note: Guidelines regarding admission of students with “Specified Disabilities” under the Rights of Persons with Disabilities Act, 2016 with respect to admission in BAMS/BSMS/BUMS course shall be as per the criteria prescribed in the regulations as per the CCIM Gazette notification dated 18/06/2019 and in BHMS as per the CCH Gazette notification dated 19/06/2019.

In case of State quota seats counselling under other than minimum 15% All India Quota seats, the reservation policy of the concerned State Govt. shall apply.

5. PERCENTAGE CRITERIA FOR DECLARATION OF RESULT / RANKING FOR BAMS, BSMS, BUMS, AND BHMS COURSES.

To be eligible for admission to under-graduate BAMS, BSMS, BUMS, and BHMS Courses, it shall be necessary for a candidate to obtain a minimum of marks at 50th percentile in the ‘National Eligibility Entrance Test for undergraduate course’ held for the said academic year: Provided that in respect of

- For candidates belonging to the **Scheduled Castes, Scheduled Tribes, and Other Backward Classes**, the minimum marks shall be at the **40th percentile**; candidates with benchmark disabilities specified under the Rights of Persons with Disabilities Act, 2016 (49 of 2016), the minimum marks shall be at **45th percentile** in the case of **General category and GEN-EWS** and **40th percentile** in the case of the **Scheduled Castes, Scheduled Tribes, and Other Backward Classes**.

6. COUNSELLING PROVISIONS FOR ADMISSION TO BAMS, BSMS, BUMS, BHMS COURSES FOR ALL INDIA QUOTA SEATS (AIQ).

- An All India Merit List of the qualified candidates shall be prepared on the basis of All India Rank in the Merit List of the NEET (UG) - 2026 and candidates shall be admitted to Undergraduate Ayurveda, Siddha, Unani and Homoeopathy Course (ASU & H Courses) from the said list only, with existing reservation policy.
- Counselling for all India quota seats of Ayurveda, Siddha, Unani & Homoeopathy Government, Government aided Institutes, Central Universities, National Institutes, Deemed to be Universities will be conducted by Ayush Admissions Central Counselling Committee (AACCC), and counselling for AIQ seats of Private ASU & H Institutes will be conducted by an authority designated by Central Government and Counselling for State quota seats will be conducted by respective State Government counselling authority as per the provisions of Regulations notified under NCISM Act, 2020 and NCH Act, 2020.
- *The details filled by the candidate like candidate category, phone number, and email, etc. in NEET (UG)-2026 Online Application will be used for the purpose of **All India quota seats counselling**. No request for change in candidate category at the time of all India quota seats counselling will be entertained by the counselling authority for all India quota seats designated by the Central Government.
- The NTA will have no responsibility with regard to the matters relating to counselling/admission to BAMS, BSMS, BUMS, and BHMS Courses.

- e. For further details regarding the counselling/admission to BAMS/BSMS/BUMS/BHMS Courses, the following **Authorities** may be contacted:
- i. **NCISM Helpdesk,**
(Email: helpdesk@ncismindia.org;) **Website:** <https://aacc.gov.in/aaccug/home/homepage> for administrative issues only.
 - ii. **AYUSH Admissions Central Counseling Committee (AACCC), Ministry of AYUSH**
(Email: counseling-ayush@gov.in;) **Website:** <https://aacc.gov.in/aaccug/home/homepage> for queries related to all India quota seat counseling only.
 - iii. **AYUSH Admissions Counselling Committee of the Directorate of AYUSH of respective State Governments / UTs.**

7. IMPORTANT INFORMATION FOR THE APPLICATION PROCESS

- a. Regarding the application process and other details, the aspiring Candidates of BAMS/BSMS/BUMS/BHMS Courses may peruse the relevant information /documents mentioned in other chapters/ paras, corresponding appendices, apart from the provisions mentioned above in this Chapter.
- b. The relevant Regulations / Guidelines / Instructions / Notifications / Circulars of the Ministry of AYUSH / AYUSH Admissions Central Counselling Committee/ National Commission for Indian System of Medicine/ Central Council of Indian Medicine / National Commission of Homoeopathy /Central Council of Homoeopathy, as the case may be, may be referred to for those matters, which are not mentioned above in this Chapter or in any other Chapter / Appendices of this Information Bulletin.

CHAPTER 10

ADMIT CARD

1. The Admit Card is issued provisionally to the candidates, subject to the fulfillment of the eligibility conditions.
2. The candidate has to download the Admit Card from the NTA website (<https://neet.nta.nic.in/>) and appear for the Examination at the given Centre on the Date and timing as indicated in their Admit Card.
3. No candidate will be allowed to appear at the Examination Centre, on the Date and Timing other than that allotted to him/her in his / her Admit Card.
4. In case a candidate is unable to download his/ her Admit Card from the website, he or she may approach the Help Line between 10:00 AM to 05.00 PM or write an email to NTA at neetug2026@nta.ac.in.
5. **The candidates are advised to read the instructions given in this Information Bulletin as well as on the Admit Card carefully and follow them scrupulously during the conduct of the examination.**
6. In case of any discrepancy in the particulars of the candidate or his/her photograph and signatures shown in the Admit Card and Confirmation Page, the **candidate may immediately approach the Help Line between 10:00 AM and 5:00 PM. In such cases, candidates would appear in the Examination with the already downloaded Admit Card. However, NTA will take necessary action to make corrections in the record later.**

Note:

- a. The candidate may note that Admit Card will not be sent by post.
- b. In no case, the duplicate Admit Card for NEET (UG)-2026 would be issued at the Examination Centres.
- c. The candidate must not mutilate the Admit Card or change any entry made therein.
- d. Candidates are advised to preserve their Admit Card in good condition for future reference.
- e. No Admit Card shall be issued to the candidates whose Applications are found to be incomplete for any reasons (including indistinct/ doubtful photographs/unsigned Applications) or who do not fulfill the eligibility criteria for the examination.
- f. Issue of Admit Card, however, shall not necessarily mean acceptance of eligibility which shall be further scrutinized at subsequent stages of the admission process

CHAPTER 11

BARRED ITEMS AND DRESS CODE

1. BARRED ITEMS

- i) The candidates will be subjected to extensive and compulsory frisking before entering the Examination Centre with the help of highly sensitive metal detectors. The candidates are not allowed to carry the following items inside the Examination Centre under any circumstances.
 - a) Any item like textual material (printed or written), bits of papers, Geometry/Pencil Box, Plastic Pouch, Calculator, Pen, Scale, Writing Pad, Pen Drives, Eraser, Calculator, Log Table, Electronic Pen/Scanner, etc.
 - b) Any communication device like Mobile Phone, Bluetooth, Earphones, Microphone, Pager, Health Band, etc.
 - c) Other items like Wallet, Goggles, Handbags, Belt, Cap, etc.
 - d) Any Watch/Wristwatch, Bracelet, Camera, etc.
 - e) Any ornaments/metallic items.
 - f) Any food items opened or packed, water bottle, etc.
 - g) Any other item which could be used for unfair means, by hiding communication devices like a microchip, camera, Bluetooth device, etc.
- ii) No arrangement will be made at the Centres for keeping any articles/items belonging to the candidates.
- iii) The candidates wearing articles or objects of faith (customary/ cultural/ religious) should report at the examination centre at least two hours before the last reporting time so that there is enough time for proper frisking without any inconvenience to the candidate while maintaining the sanctity of the examination. If upon screening, it is discovered that any candidate is actually carrying a suspected device within such item of faith, he/ she may be asked not to take it into the examination hall.

2. DRESS CODE

- i. The candidates are instructed to follow the following dress code while appearing for NEET (UG) –2026:
 - a. Heavy clothes and/or long sleeves are not preferable. However, in case, candidates come in cultural/ customary dress at the Examination Centre, they should report at least an hour before the last reporting time i.e. 12.30 PM so that there is enough time for proper frisking without any inconvenience to the candidate while maintaining the sanctity of the examination.
 - b. Slippers, sandals with low heels are preferable.
 - c. **In case of any deviation required due to unavoidable (medical, etc.) circumstances, specific approval of NTA must be taken before the Admit Cards are issued.**
- ii. It is desired that the candidates follow instructions issued by the NTA strictly. This will help NTA in the fair conduct of the examination.
- iii. The candidates will be subjected to extensive and compulsory frisking before entering the Examination Centre with the help of highly sensitive metal detectors. They may also undergo various other identity verification checks, such as Biometric, Face Authentication, videography etc.

Note: *NTA believes in the sanctity and fairness of conducting the examination, however, it also believes in the sensitivity involved in frisking (girl) candidates and will issue comprehensive instructions accordingly to the staff and other officials at the Examination Centres. The frisking of the female candidates will be done inside a closed enclosure by female staff only.*

CHAPTER 12

INFORMATION FOR PARENTS/GUARDIANS

1. It is expected that parents/guardians will guide their wards appropriately on the following issues before leaving home for appearing in the NEET (UG) – 2026.
 - i. The candidate will not be allowed to enter the Examination Centre after 01:30 PM. Therefore, the candidate shall leave home well in advance taking into consideration various factors such as traffic, location of the Centre and weather conditions, etc.
 - ii. The candidate will follow all the instructions and maintain discipline in the Examination Hall.
 - iii. The candidate will not breach any examination rule.
 - iv. The candidate will not use or promote any Unfair means activity during the examination.
 - v. In case, the candidate finds another candidate using Unfair means in the examination, the same will be immediately informed to the Invigilators on duty.
 - vi. The candidate will bring only the following to the Examination Centre:
 - **Admit Card along with passport size photograph affixed on it;**
 - **One passport-size photograph is to be affixed on Attendance Sheet.**
 - **Valid Original Identity proof, PwBD certificate, if applicable.**
 - **One Post Card Size (4”X6”) color photograph with white background should be pasted on the Proforma downloaded with the Admit Card.**
 - vii. The candidate shall not bring any barred items at the Centre.
 - viii. The candidate shall cooperate with the staff at Examination Centre during Frisking.
 - ix. The candidates shall report at the allotted Examination Centre well in advance to make themselves available for compulsory physical frisking.
 - x. The candidate shall follow the dress code for appearing in NEET (UG) - 2026 Examination. If candidates are wearing a customary dress, they need to report at the allotted Examination centre latest by 12:30 PM on the day of the examination.
 - xi. The candidate should regularly visit the website (<https://neet.nta.nic.in/>) and also check registered email/SMS for any updates regarding the Examination.
2. **It is mandatory to provide the Mobile Number and e-mail of the Parent or Guardian during the submission of the online Application Form of NEET (UG) – 2026 as a copy of the Confirmation Page, Final Score Card will also be sent to them.**
3. **Incase, your ward is found breaching any of the above, the candidate (your ward) will not be permitted to enter in the Examination Centre and will not be allowed to appear in the examination.**
4. **If your ward indulges in any disruptive/unauthorized/unfair activities, he/she shall be debarred from taking this examination as per rules and shall also be liable for criminal action and/or any other action deemed fit by the NTA.**
5. **Ensure that your ward reaches the Examination Centre well before 01:30 PM on the day of examination. For the same, your ward should leave the home well in advance considering traffic, location of the centre and weather conditions, etc. It would be appropriate to visit the Centre a day before the examination to confirm the location, distance, etc. to avoid any problem of reaching late at the centre and then not being allowed to appear in the examination.**

CHAPTER 13

INSTRUCTIONS TO BE FOLLOWED IN THE EXAMINATION HALL

1. The Examination Centre will be opened three (03) hours before the commencement of the test. No candidate shall be allowed to enter the Examination Centre after 1:30 PM. Therefore, candidates must ensure that they leave home well in advance considering all facts like traffic, location of the Centre, weather conditions, etc. Candidates are expected to take their seats immediately after the opening of the Examination Hall.

Date of Examination	03 May 2026 (Sunday)
• Timing and Duration of Examination	02.00 PM to 05.00 PM (Indian Standard Time) (3 hours)
• Reporting/Entry time at Centre	11:00 AM
• Last Entry to the Examination Centre	01.30 PM
• Announcement of Important Instructions and Checking of Admit Cards by the Invigilator	01.30 PM to 01.45 PM
• Distribution of Test Booklet by the Invigilator	01.45 PM
• Writing of particulars on the Test Booklet by the Candidate	01.50 PM
• Test Commences	02.00 PM
• Test Concludes	05.00 PM*

* (06:00 PM for eligible PwD/PwBD candidates)

2. The candidate must show, on-demand, the Admit Card for admission in the Examination Hall. A candidate who does not possess a valid Admit Card shall **not be allowed to enter the Examination Hall** by the Centre Superintendent.
3. A seat with a roll number will be allotted to each candidate. Candidates must find out and occupy their allotted seats. If a candidate is found appearing in the **Examination from a seat or room other than the allotted one, the candidature shall be cancelled.**
4. During the examination time, the Invigilator will check Admit Card of the candidates to ascertain the identity of each candidate. The Invigilators will also put their own signature in the place provided in the Answer Sheet and on the Attendance Sheet.
5. A candidate who comes after 01:30 PM shall not be permitted to enter the Examination Centre under any circumstances.
6. **Candidates must bring ONLY the following documents on the day of examination at the test centre. Candidates who will not bring these will not be allowed to sit in the examination.**

- A printed copy of Admit Card downloaded from NTA website with passport size photograph (same as uploaded on the Application form pasted on it).
- One passport size photograph (same as uploaded on the Online Application Form) for pasting on the specific space in the Attendance Sheet at Centre during NEET (UG) - 2026 Examination.
- **One Post Card Size (4"X6") color photograph with white background should be pasted on the Proforma downloaded with the Admit Card.**
- Any one of the authorized photo IDs (must be original and valid like PAN card/Driving License/Voter ID/Passport/Aadhaar Card /DigiLocker, APAAR ID).
- Certificate of physical limitation to write and/or PwBD certificate issued by the Competent Authority, if claiming the relaxation under PwBD category.

7. Candidates are not allowed to bring any barred item or any item which could be used for Unfair practices. Possession of any such article with the candidates inside the Centre premises will attract the penalties of unfair practices as per Public Examinations (Prevention of Unfair Means) Act, 2024.
8. Candidates are advised in their own interest not to bring any of the barred items to the venue of the examination as arrangements for safekeeping will not be made and candidates found in possession of these items will not be allowed to enter the Examination Centre.
9. No candidate will leave his/her seat or the Examination Room/Hall until the Test concludes as per the schedule. Candidates should not leave the Room/Hall without handing over their OMR Sheets to the invigilator on duty.
10. Smoking in the examination centre and nearby is strictly prohibited.
11. Water Bottles, Tea, coffee, cold drinks or snacks, etc. are not allowed to be taken by the candidates into the examination centre. Candidates suffering from diabetes are allowed to carry into the examination hall the eatables (with prior intimation) like sugar tablets/fruits (like banana/apple/orange) and transparent water bottles. However, they will not be allowed to carry packed foods like chocolate/ candy/sandwich, etc.
12. The Test will start exactly at the time mentioned in the Admit Card and an announcement to this effect will be made by the Invigilator.
13. Before the start of the Examination, important instructions will be communicated to the candidates by the Invigilator for strict compliance by the candidates.
14. A signal will be given at the beginning of the examination and at half-time. A signal will also be given before the closing time when the candidate must stop marking the responses.
15. The candidate must sign twice on the Attendance Sheet at the specified place, the first time immediately after the commencement of the examination and the second time while handing over the Answer Sheet to the Invigilator (This time indicated on the Attendance Sheets/Answer Sheets is in no way reflection of the actual time of distribution of the question papers and the receipt of Answer Sheets packed by the invigilator due to operational aspects). The candidates are also required to put the **Thumb impression** in the space provided on the Attendance Sheet.
16. The candidate will check and ensure that the Test Booklet contains as many pages as are written on the top of the cover page.
17. For those who are unable to appear on the scheduled date of the test for any reason, a re-test shall not be held by the NTA under any circumstances.
18. The candidates, suffering from Diabetes, may be taken care of at the Centre as per the instructions issued by **NTA**.
19. The conduct of the **NEET (UG) - 2026** Examination would be videographed. The candidates are required to keep their heads in an upright position and face the camera during the videography so that their identity can be clearly established. The candidates should agree to the videography during the examination.

CHAPTER 14

UNFAIR MEANS PRACTICES AND BREACH OF EXAMINATION RULES

1. Definition

Unfair means practice is an activity that allows a candidate to gain an unfair advantage over other candidates. It includes, but is not limited to:

- a. Being in possession of any item or article which has been prohibited or can be used for unfair practices including any stationery item, communication device, accessories, eatables, ornaments, or any other material or information relevant or not relevant to the examination in the paper concerned.
- b. Using someone to write the examination (impersonation) or preparing material for copying;
- c. Breaching examination rules or any direction issued by NTA in connection with the conduct of the NEET (UG) - 2026 examination from time to time.
- d. Assisting other candidates to engage in malpractices, giving or receiving assistance directly or indirectly of any kind or attempting to do so;
- e. Writing questions or answers on any material other than the answer sheet given by the Centre Superintendent for writing answers.
- f. Tearing/Defacing of filled OMR Sheet, any page of the test booklet, etc.
- g. Contacting or communicating or trying to do so with any person, other than the Examination Staff, during the examination time in the Examination Centre.
- h. Taking away the answer sheet (Original OMR/Office Copy of OMR) out of the examination hall/room.
- i. Smuggling out of Question Paper or its part or smuggling out answer sheet or part thereof.
- j. Threatening any of the officials connected with the conduct of the examination or threatening any of the candidates.
- k. Using or attempting to use any other undesirable method or means in connection with the examination.
- l. Manipulation and fabrication of online documents viz. admit card, rank letter, self-declaration, etc.
- m. Forceful entry/exit in/from Examination Centre/Hall.
- n. Use or attempted use of any electronic device after entering the Examination Centre;
- o. Affixing/uploading of wrong/morphed photographs on the application form/admit card/proforma.
- p. Erasing or obliterating any information printed on the OMR Answer Sheet.
- q. Providing incorrect information and/or overwriting of the Roll No./ Test Booklet No. / own Name of the Candidate / Father's Name / Mother's Name / own Signature, on the OMR Answer Sheet.
- r. Making fake claims by manipulating the responses in the OMR sheet by/on tampering it in any way whatsoever, uploaded on the website for the challenge before or after the declaration of the result.
- s. Creating obstacles in smooth and fair conduct of the examination.
- t. Any other malpractices declared as Unfair means by the NTA.
- u. Any other unfair means practice covered under Clause 3 of Chapter II under Public Examinations (Prevention of Unfair Means) Act, 2024.

2. PUNISHMENT FOR USING UNFAIRMEANS PRACTICES

During the course of, before, or after the examination if a candidate indulges in any of the above or similar practices, he/she shall be deemed to have used unfair practices and booked under UNFAIR MEANS (U.F.M.) case. **The candidate would be debarred upto 3 years from NTA examination (depending on the gravity of unfair means) in future and shall also be liable for criminal action and /or any other action as declared in Public Examinations (Prevention of Unfair Means) Act, 2024.**

3.CANCELLATION OF RESULT

- a. The result of NEET(UG)-2026 of the candidates who indulge in Unfair means Practices will be cancelled and will not be declared.
- b. Similarly, the result of those candidates who appear from the Centre other than the one allotted to them, write on the Test booklet/OMR Sheet of other candidates or allow other candidates to write on their Test Booklet/OMR Sheet will be cancelled (and will not be declared).

CHAPTER 15

POST EXAMINATION ACTIVITIES AND DECLARATION OF RESULT

1. Display of OMR sheets and responses on the website and challenging the grading of questions on OMR

- i. After the conduct of the examination, NTA will display the scanned images of OMR Answer Sheets and recorded responses by the machine, of all candidates on the website (<https://neet.nta.nic.in/>). The exact date of display of scanned images of OMR Answer Sheets shall be communicated after the examination on the NTA website.
- ii. Applicants will be given an opportunity to submit representation against the OMR grading by paying a non-refundable processing fee of ₹ 200/- per question challenged.
- iii. Representations made by the candidates against the OMR grading will be verified by the NTA from the actual record and the same will be updated in the data if challenges are found to be correct. However, no intimation in this regard will be sent to an individual candidate.
- iv. Applicants are advised to visit the website <https://neet.nta.nic.in/> for viewing and downloading the image of the OMR Answer Sheet by the candidates.

2. DISPLAY OF ANSWER KEY FOR THE CHALLENGE

- i. The **NTA** will display the Provisional Answer Key of the questions, giving an opportunity to the candidates to challenge, in case of any doubt in the answer key published on the website <https://neet.nta.nic.in/>. **For the exact date of display of the Answer Key, candidates may regularly check updates on the NTA website after the examination.**
- ii. Candidates will be given an opportunity to make an online challenge against the provisional Answer Key by paying a **non-refundable processing fee** of ₹ 200/- per answer challenged, within a specified period as indicated in the Public Notice.
- iii. **Challenges made by the candidates will be verified by the NTA with the help of a panel of subject experts. If the challenge of any candidate is found correct, the Answer Key will be revised and applied in the response of all the candidates accordingly. Based on the revised Final Answer Key, the result will be prepared and declared. No individual candidate will be informed about the acceptance/non-acceptance of his/her challenge.**
- iv. **The key finalized after the challenges will be treated as final and will be displayed on NTA website before declaration of result.**

3. DECLARATION OF RESULT

- i. The National Testing Agency will evaluate the Answer Sheets using standard procedure and the result will be displayed on the website: <https://neet.nta.nic.in/> and thereafter candidates may download their respective Score Cards.
- ii. The NTA will prepare the Merit List/ All India Rank (AIR) as per Qualifying Criteria and other norms as mentioned in Chapter 14 of this Bulletin as well as the relevant regulations/guidelines of NMC/DGHS/MCC and Ministry of AYUSH / NCISM /NCH/CCH/AACCC, as the case may be. All Candidates appearing in NEET (UG) - 2026 must regularly check updates on the website of NTA (<https://neet.nta.nic.in/>); MoH&FW(<https://www.mohfw.gov.in/>); AYUSH Ministry (www.ayush.gov.in); DGHS(<https://dghs.gov.in/>); Medical Counselling Committee (<https://mcc.nic.in/UGCounselling>); (Admission Central Counselling Committee of Ministry of AYUSH (<https://aacc.gov.in/>)) and other concerned Authorities of participating States / Universities / Institutions, till the conclusion of the final round of Counselling.

4. RE-CHECKING/RE-EVALUATION OF ANSWER SHEETS

- The machine–gradable Answer Sheets are evaluated with extreme care and are repeatedly scrutinized.
- There is no provision for re-checking/re-evaluation of the answer sheets. This is because of the following reasons:
 - i. The OMRs are machine gradable and are being evaluated through specific software impartial to all.
 - ii. The candidates are given an opportunity to make the representation on the OMR gradation of their OMR sheets and also given an opportunity to challenge the answer key in case of any doubt.
- **No correspondence in this regard will be entertained.**

5. USE OF THE RESULT OF NEET (UG) - 2026 BY OTHER ORGANIZATIONS

The Result of NEET (UG) - 2026 may be utilized by other Entities of Central and State Governments, in accordance with their respective eligibility criteria / other norms /applicable regulations/guidelines/rules. **The result data will also be utilized for B.Sc. (H) Nursing courses in accordance with their respective eligibility criteria / other norms /applicable regulations/guidelines/ rules.** The NEET (UG) - 2026 data will also be used for admissions to **BVSc & AH courses** under the **15% quota of VCI** in recognized Veterinary Colleges. However, the Council has to approach the MCC of DGHS, MoHFW in order to obtain the said data of results.

Note: Military Nursing Service (MNS) aspirants seeking admission to B.Sc Nursing Course being conducted at Armed Forces Medical Service Hospitals for the year 2026 are required to qualify NEET. The NEET score will be used for shortlisting for selection to the four year B.Sc Nursing course.

CHAPTER 16

MISCELLANEOUS PROVISIONS

1. Caution Notice

- i) Candidates are advised to refer to only NEET (UG) website: <https://neet.nta.nic.in/> authentic information and periodic updates.
- ii) Candidates are advised to be careful about any wrong information/false claim of any person or institute regarding the NEET (UG) Examination or securing a seat on the basis of its Result.
- iii) Candidates are advised to bring any such information to the notice of NTA through e-mail at neetug2026@nta.ac.in.

2. Non-Disclosure Agreement (NDA)

- i) NEET (UG) 2026 is a high stake Examination and is conducted by NTA on behalf of NMC, Ministry of Health & Family Welfare (MoHFW). The contents of this exam are confidential, proprietary and are owned by NTA/NMC/MoHFW and explicitly prohibits the candidate from publishing, reproducing, or transmitting any or some content of this test, in whole or in part, in any form or by any means, verbal or written, electronic or mechanical or for any purpose.
- ii) By registering for and /or appearing in NEET (UG) - 2026, the candidate explicitly agrees to the above Non-Disclosure Agreement and general terms of use for NEET (UG) - 2026 as contained in this Information Bulletin of NEET (UG) – 2026 and website <https://neet.nta.nic.in/>.
- iii) Violation of any act or breach of the same shall be liable for penal action and cancellation of the candidature at the bare threshold.

3. Correspondence regarding NEET (UG) - 2026

The Candidates are required to submit their genuine queries/grievances relating to their Candidature for the NEET (UG) - 2026 through the Helpdesk on 011-40759000 or 011-69227700/email relating to this Exam may be addressed to: neetug2026@nta.ac.in. However, such email should not be anonymous and must contain: the name, registration/application no/roll no., postal address of the Candidate, and contact number of the sender. An email containing vague or general queries shall not be entertained. Considering the volume of queries/questions received from the Candidates and /or on their behalf, NTA cannot guarantee to reply to each and every email received from the Candidates. In no case, repetitive emails on the same issue/matter would be entertained. Queries shall not be entertained from persons claiming to be representatives, associates, or officiate of the applicant candidate.

The following information shall not be revealed by phone or email:

- a. Internal documentation/status.
- b. The internal decision-making process of NTA. Any claim/counterclaim thereof.
- c. Dates & venue of internal meetings or name of the staff/officers dealing with it.
- d. Any information which in the opinion of NTA cannot be revealed.

(Note: In terms of the Communication (vide Letter No. 35-5/2017-TS.I dated 24.11.2020) of the Department of Higher Education, Ministry of Education, Govt. of India, the complaints/suggestions/grievances relating to NEET (UG) may be addressed directly to NTA or to the Ministry of Health and Family Welfare and /or Administrative Head of the concerned Organization, for redressal).

4. Common Services Centres/Facilitation Centres

- i. Candidates who are not well conversant with submitting the online application due to various constraints can use the services of Common Services Centre, Ministry of Electronics and Information Technology, Government of India. The Common Services Centre (CSC) scheme is a part of the ambitious National e-Governance Plan (NeGP) of the Government of India and is managed at each village panchayat level by a Village Level Entrepreneur(VLE).
- ii. There are more than 1.5 lakhs Common Services Centres (CSC) across the country which will provide the desired support to candidates from urban as well as rural areas in online submission of Application Form and payment of fee through e-wallet. The list of the Common Services Centre is available on the website: www.csc.gov.in.

5. Weeding out Rules

All the records/documents of National Eligibility cum Entrance Test NEET (UG)-2026 would be preserved only up to 90 days from the date of declaration of result and after that they all will be weeded out. No information/correspondence will be provided/entertained after the elapsing of stipulated time period.

6. Legal Jurisdiction

All disputes pertaining to the conduct of the NEET (UG) - 2026 Examination including Results shall fall within the jurisdiction of the Court(s) in Delhi only. Further, any legal question arising out of the Examination shall be entertained only when raised within 30 days from the declaration of result. Further, the copy of Legal Notice or Writ Petition/Petition/Appeal/Reply may be served to NTA only through: legal@nta.ac.in.

(Note: - In terms of the Communication (vide Letter No. 35-5/2017-TS.I dated 24.11.2020) of the Department of Higher Education, Ministry of Education, Govt. of India, the Ministry of Health and Family Welfare (and not the Ministry of Education) has to defend the interest of Union of India in the Court Cases relating to NEET (UG).

7. Safe Custody of OMR Sheet and Score Card in DigiLocker

The Admit Cards of the Candidates will also be easily accessible to them in the DigiLocker at <https://www.digilocker.gov.in/>, if they provide their consent at the time of online application for the storage of their application data.

The scanned copy of the original OMR Answer Sheet and Score Card of the Candidates of NEET (UG) will be kept in the safe custody of DigiLocker [maintained by the Ministry of Electronics and Information Technology (MeitY)] for the easy access of the same by the respective candidates at : <https://digilocker.gov.in>, on the basis of their consent given at the time of submission of online application.

Targeted at the idea of paperless governance, DigiLocker is a platform for issuance and verification of documents and certificates in a digital way, thus eliminating the use of physical documents. Indian citizens who sign up for a DigiLocker account get a dedicated cloud

storage space that is linked to their Aadhaar (UIDAI) number. Organizations that are registered with Digital Locker can push electronic copies of documents and certificates (e.g. driving license, Voter ID, School certificates) directly into citizens lockers. Citizens can also upload scanned copies of their legacy documents in their accounts. These legacy documents can be electronically signed using the eSign facility.

The benefits of DigiLocker includes the following:

1. Candidates can access their documents, such as, Confirmation page of the online Application Form, Admit Card, OMR Answer Sheet, Score Card etc. anytime and anywhere from their respective DigiLocker. This is convenient and time saving.
2. In case a Candidate forgets his **User ID or Password** to access required information / data from NEET (UG) Portal, he/ she can easily retrieve his/ her Application No. / Registered Mobile No. from his / her DigiLocker account and access the portal.
3. DigiLocker makes it easier for the Candidates to validate the authenticity of their documents as they are issued directly by the registered issuers.
4. Self-uploaded documents can be digitally signed using the eSign facility (which is similar to the process of self-attestation).

In view of the above benefits, the Candidates may give their consent at the time of submission of Online Application Form for the storage of their NEET (UG) Application Data and for the access of the same by themselves as well as NTA (as and when required for official purposes).

Appendix-I

The National Medical Commission Act (2019)

SEC. 1] THE GAZETTE OF INDIA EXTRAORDINARY 9

CHAPTER IV

NATIONAL EXAMINATION

14. (1) There shall be a uniform National Eligibility-cum-Entrance Test for admission to the undergraduate and postgraduate super-speciality medical education in all medical institutions which are governed by the provisions of this Act:

National Eligibility-cum-Entrance Test.

Provided that the uniform National Eligibility-cum-Entrance Test for admission to the undergraduate medical education shall also be applicable to all medical institutions governed under any other law for the time being in force.

(2) The Commission shall conduct the National Eligibility-cum-Entrance Test in English and in such other languages, through such designated authority and in such manner, as may be specified by regulations.

(3) The Commission shall specify by regulations the manner of conducting common counselling by the designated authority for admission to undergraduate and postgraduate super-speciality seats in all the medical institutions which are governed by the provisions of this Act:

Provided that the designated authority of the Central Government shall conduct the common counselling for all India seats and the designated authority of the State Government shall conduct the common counselling for the seats at the State level.

15. (1) A common final year undergraduate medical examination, to be known as the National Exit Test shall be held for granting licence to practice medicine as medical practitioners and for enrolment in the State Register or the National Register, as the case may be.

National Exit Test.

(2) The Commission shall conduct the National Exit Test through such designated authority and in such manner as may be specified by regulations.

(3) The National Exit Test shall become operational on such date, within three years from the date of commencement of this Act, as may be appointed by the Central Government, by notification.

(4) Any person with a foreign medical qualification shall have to qualify National Exit Test for the purpose of obtaining licence to practice medicine as medical practitioner and for enrolment in the State Register or the National Register, as the case may be, in such manner as may be specified by regulations.

(5) The National Exit Test shall be the basis for admission to the postgraduate broad-speciality medical education in medical institutions which are governed under the provisions of this Act or under any other law for the time being in force and shall be done in such manner as may be specified by regulations.

(6) The Commission shall specify by regulations the manner of conducting common counselling by the designated authority for admission to the postgraduate broad-speciality seats in the medical institutions referred to in sub-section (5):

Provided that the designated authority of the Central Government shall conduct the common counselling for All India seats and the designated authority of the State Government shall conduct the common counselling for the seats at the State level.

CHAPTER V

AUTONOMOUS BOARDS

16. (1) The Central Government shall, by notification, constitute the following Autonomous Boards, under the overall supervision of the Commission, to perform the functions assigned to such Boards under this Act, namely:—

Constitution of Autonomous Boards.

(a) the Under-Graduate Medical Education Board,

State Medical Education Directorates & Offices where Counselling related information is available

DIRECTORATE GENERAL OF HEALTH SERVICES	15% ALL INDIA QUOTA, CENTRAL INSTITUTIONS, ESIC, BHU & AMU, AFMC AND DEEMED UNIVERSITIES, COUNSELLING
The Deputy Director General/Assistant Director General (ME), Directorate General of Health Services, Office of MCC, National Medical Library, New Delhi.	Telephone No. : 011-69227405 Website : https://mcc.nic.in/ E-Mail ID : aiqpmt-mcc@nic.in
MINISTRY OF AYUSH The Director (SRKV), Ministry of AYUSH, AYUSH Bhawan, B-Block, GPO Complex, INA, New Delhi- 110023	15% ALL INDIA QUOTA, CENTRAL INSTITUTIONS, CENTRAL UNIVERSITY, DEEMED UNIVERSITY & NATIONAL INSTITUTES (AYURVEDA/SIDDHA/UNANI/HOMOEOPATHY COLLEGES) Telephone No.: 011-24651980 Website: www.aaccc.gov.in Email: Counselling-ayush@gov.in
DETAILS OF STATES/UNION TERRITORIES COUNSELLING AUTHORITIES	85% STATE QUOTA AND SEATS FALLING UNDER STATE/UNION TERRITORY JURISDICTION
ANDAMAN & NICOBAR ISLANDS	
The Director (Health Services), Directorate of Health Services, Andaman & Nicobar Administration, Secretariat, Port Blair-744101	Telephone No. : 03192-233331 Fax No. : 03192-232910 Website : www.dhs.andaman.gov.in E-mail ID : dirdhs.and@nic.in
ARUNACHAL PRADESH	
The Director (Health Services), Directorate of Health Services Govt. of Arunachal Pradesh, Naharlagun, Arunachal Pradesh-791110 Distt. Papumpare	Telephone No. : 3060-2214416 Fax No. : 0360-2244182 Website : http://www.apdhte.nic.in/ E-mail ID : dhearunachal@rediffmail.com
ASSAM	
The Director of Medical Education Office of the Director of Medical Education, Sixmile, Khanapara, Guwahati, Assam, Pin-781022	Telephone No. : 0361-2366236 Fax No. : 0361-2366236 Website : www.dmeassam.gov.in E-mail ID : dmeassam@gmail.com , dme@assam.gov.in
ANDHRA PRADESH	
The Directorate of Medical Education Old Govt. General Hospital Hanumanceta Amravati, Vijaywada - 520003	Tel. (Off) : 0866-2574065 Fax No. : E-mail ID : dmegoap@gmail.com Website : www.dme.ap.nic.in
BIHAR	
The Director of Medical Education Directorate of Health Services, Department of Health & Family Welfare, Vikas Bhawan Patna-800001, Bihar	Telephone No. : 0612-2215809 Website : http://health.bih.nic.in/ E-mail ID : health-bhi@nic.in
CHANDIGARH	
The Director Principal Govt. Medical College Hospital, Sector-32, Chandigarh	Telephone No. : 0172-2601023-2601024 Fax No. : 0772-2609360 Website : www.gmch.gov.in E-mail ID : dpgmchcd@gmch.gov.in

CHHATTISGARH	
The Director of Medical Education Directorate of Medical Education Old Nurses Hostel, Mantralaya Complex, Raipur-492001, Chhatisgarh	Telephone No. : 0771-2972977 Fax No. : 0771-2234451 Website : www.cgdme.in E-mail ID : cgdme@rediffmail.com
DADRA AND NAGAR HAVELI	
The Director of Education 1st Floor, Building No.5, P.W.D. Office Complex, Dadra and Nagar Haveli, Silvassa	Telephone No. : 0260-2642940 Fax No. : 0260-2642006 Website : vbch.dnh.nic.in E-mail ID : vkdas511@gmail.com
DAMAN & DIU (UT)	
The Assistant Director (Technical Education) UT Administration of Daman & Diu Government Polytechnic, Varkund, MotaFalia Nani Daman-396210	Telephone No. : 0260-2231707, 2230468 Fax No. : 0260-2251351 Website : http://daman.nic.in E-mail ID : pers.dd@nic.in ceodp-dmn-dd@nic.in
DELHI	
Guru Gobind Singh Indraprastha University Sector - 16C, Dwarka, New Delhi - 110078	Phone : +91-11-23063539 Fax : +91-11- 25302111 Website : dghs.gov.in E-Mail Id : ggsipu.pr@rediffmail.com pro@ipu.ac.in
GOA	
The Assistant Director Centralized Admission Division (CAD) Directorate of Technical Education, Alto-Porvorim, Goa-403571	Telephone No. : 0832-2413571 Fax No. : 0832-2413572 Website : www.dtegoa.gov.in E-mail ID : dir-dte.goa@nic.in
GUJARAT	
The Dean B.J. Medical College, Asarwa, Ahmedabad Gujarat	Telephone No. : 079-22680074 Fax No. : 079-22683067 Website : www.bjmc.org E-mail ID : bjmc.pgdirector.@gmail.com
HARYANA	
The Director Medical Education & Research Haryana Paryatan Bhawan, Bays No.55-58, Sector-2, Panchkula.	Telephone No. : 0172-2560799 Fax No. : 0172-2566556 Website : Dremharyana.gov.in E-mail ID : drem.hry@nic.in
HIMACHAL PRADESH	
The Director Medical Education & Research, Block No.06, SDA Complex, Kusumti, Shimla-171009.	Telephone No. : 0177-2622050 Fax No. : 0177-2620733 Website : himachal.nic.in E-mail ID : pmis.dhs@gmail.com
JAMMU & KASHMIR	
The Director (Health Services) Directorate of Health Services, Jammu Division, Near MLA's Hostel, Jammu Tawi Jammu - 180001	Telephone No. : 0191-2546338 (O) Fax No. : 0191-2549632, 2566599 Website : dhsjammu.jk.gov.in E-mail ID : dhsjammu@rediffmail.com
The Director (Health Services) Directorate of Health Services, Old Secretariat (J & K), Srinagar, Kashmir	Telephone No. : 0194-2452052 (O) Fax No. : 0194-24527313 Website : http://www.jkhealth.org E-mail ID : amarist786@gmail.com, dhsk76@gmail.com
JHARKHAND	
The Controller of Examination Jharkhand Combined Entrance	Telephone No. : 9264473891 Fax No. : 0651-2230336

Competitive Examination Board, Science & Technology Campus, SirkhaToli, Namkum-Tupudana Road, Namkum, Ranchi -834023	Website : www.jceceb.jharkhand.gov.in E-mail ID : jceceboard@gmail.com
KARNATAKA	
Directorate of Medical Education Anand Rao Circle Bangalore-560009	Telephone No. : 080-22870060 Fax No. : 080-22875798 Website : http://www.karnataka.gov.in/dmekarnataka E-mail ID : dmekarnataka@yahoo.com
KERALA	
The Commissioner for Entrance Examinations Vth Floor, Housing Board Buildings, Santhi Nagar, Thiruvananthapuram-695001	Telephone No. : 0471-2525300 Fax No. : 0471-2337228 Website : www.cee-kerala.org E-mail ID : ceekinfo@cee.kerala.gov.in
LADAKH (UT)	
The Director (Health Services) Directorate of Health Services, Jammu Division, Near MLA's Hostel, Jammu Tawi Jammu - 180001	Telephone No. : 0191-2546338 (O) Fax No. : 0191-2549632, 2566599 Website : http://www.jkhealth.org E-mail ID : dhsjammu@rediffmail.com
LAKSHADWEEP (UT)	
The Director of Education Department of Education UT of Lakshadweep.	Telephone No. : 04896-262241 Fax No. : 04896-262264 Website : www.lakshadweep.nic.in E-mail ID : lk-doe@hub.nic.in
MAHARASHTRA	
COMMISSIONERATE, STATE COMMON ENTRANCE TEST CELL 8 th Floor, New Excelsior Building, A. K. Nayak Marg, Fort, Mumbai-400001	Telephone No. : 07969134401 : 022-22016134/19/28 Website: : www.mahacet.org E-mail ID : maharashtra.cetcell@gmail.com
MIZORAM	
The Director Higher & Technical Education, Govt. of Mizoram, McDonald Hill, Zarkawt, Aizawl, Mizoram	Telephone No. : 0389-2340926 Fax No. : 0389-2340927 Website : http://healthmizoram.nic.in E-mail ID : director_htemz@yahoo.com

Syllabus of NEET (UG)-2026

U-14023/19/NEET (UG Exam)/UGMEB
National Medical Commission
(Under Graduate Medical Education Board)
(O/o Secretary)

Sector-8, Dwarka
New Delhi-110077
22-12-2025

To

The Director/ Principal/ Dean,
All Medical Colleges/ Institutions under NMC

Subject: **Updated syllabus for NEET(UG)-2026 -reg.**

Sir / Madam,

Kind reference is invited to the Under Graduate Medical Education Board (UGMEB) Public Notice of even number dated 22-12-2025 (copy enclosed) pertaining to above subject matter being self-explanatory inter-alia advising all the stakeholders to refer to the updated syllabus for NEET (UG)-2026 for the preparation of the study material and for preparation of NEET (UG) examinations for academic session 2026-27.

2. Accordingly, all Stakeholders & aspirants for Examination of NEET UG, 2026 are requested to take note of the same for necessary action on their part.

Encl.: As above

Digitally signed by
Dr.Raghav Langer
Date: 22-12-2025
23:38:15

Dr. Raghav Langer
SECRETARY

Copy to:

- i. ACS/ Pr.Sec./ Secretaries/ Department/s of Medical Education in all States/Union Territories
- ii. PPS to Chairman, NMC
- iii. PPS to President UGMEB/PGMEB/MARB/EMRB
- iv. DS (Publication) for uploading to NMC X handle.
- v. DMMP-I System Integrator- for uploading to NMC Website
- vi. Guard File

09f9f382733067083b231e4141c5/Syllabus for NEET UG-2026.pdf

. Magnification: Power of a Lens. Combination of thin lenses in contact. Refraction of light through a prism. Microscope and Astronomical Telescope (reflecting and refracting) and their magnifying powers.

Wave optics: wavefront and Huygens' principle. Laws of reflection and refraction using Huygens principle. Interference, Young's double-slit experiment and expression for fringe width, coherent sources, and sustained interference of light. Diffraction due to a single slit, width of central maximum.. Polarization, plane-polarized light: Brewster's law, uses of plane-polarized light and Polaroid.

UNIT 17: DUAL NATURE OF MATTER AND RADIATION

Dual nature of radiation. Photoelectric effect. Hertz and Lenard's observations; Einstein's photoelectric equation: particle nature of light. Matter waves-wave nature of particle, de Broglie relation..

UNIT 18: ATOMS AND NUCLEI

Alpha-particle scattering experiment; Rutherford's model of atom; Bohr model, energy levels, hydrogen spectrum. Composition and size of nucleus, atomic masses, Mass-energy relation, mass defect; binding energy per nucleon and its variation with mass number, nuclear fission, and fusion.

UNIT 19: ELECTRONIC DEVICES

Semiconductors; semiconductor diode: I-V characteristics in forward and reverse bias; diode as a rectifier; I-V characteristics of LED, the photodiode, solar cell, and Zener diode; Zener diode as a voltage regulator.. Logic gates (OR, AND, NOT, NAND and NOR).

UNIT 20: EXPERIMENTAL SKILLS

Familiarity with the basic approach and observations of the experiments and activities:

1. Vernier calipers-its use to measure the internal and external diameter and depth of a vessel.
2. Screw gauge-its use to determine thickness/ diameter of thin sheet/wire.
3. Simple Pendulum-dissipation of energy by plotting a graph between the square of amplitude and time.
4. Metre Scale - the mass of a given object by the principle of moments.
5. Young's modulus of elasticity of the material of a metallic wire.
6. Surface tension of water by capillary rise and effect of detergents.
7. Co-efficient of Viscosity of a given viscous liquid by measuring terminal velocity of a given spherical **body**,
8. Speed of sound in air at room temperature using a resonance tube,
9. Specific heat capacity of a given (i) solid and (ii) liquid by method of mixtures.
10. The resistivity of the material of a given wire using a metre bridge.
11. The resistance of a given wire using Ohm's law.
12. Resistance and figure of merit of a galvanometer by half deflection method.
13. The focal length of;
 - (i) Convex mirror
 - (ii) Concave mirror, and
 - (iii) Convex lens, using the parallax method.
14. The plot of the angle of deviation vs angle of incidence for a triangular prism.




File No. CON/2015/0007034-COORDINATOR/04/04/2025/1654830377

Generated from eOffice by Sanchitkumar Shrivastava, Director (IT) at 02/02/2025, 01:58 pm

Info:2025/2026/001M29-001MCSyllabus for NEET UG-2026.pdf

15. Refractive index of a glass slab using a travelling microscope.
16. Characteristic curves of a p-n junction diode in forward and reverse bias.
17. Characteristic curves of a Zener diode and finding reverse break down voltage.
18. Identification of Diode, LED, Resistor, A capacitor from a mixed collection of such items.



File No. CDW/2019/18875UNEDGHR/REG/2024/24-25/1413077
Generated from eOffice by Sanku.Kumar@nic.in, Govt of India, New Delhi, India, 14/07/2025 06:59 pm

PDF GENERATED BY: /BOLM2Bneet/MSyllabus for NEET UG-2026.pdf

reactions, their characteristics and half-lives, the effect of temperature on the rate of reactions, Arrhenius theory, activation energy and its calculation, collision theory of bimolecular gaseous reactions (no derivation).

INORGANIC CHEMISTRY

UNIT 9: CLASSIFICATION OF ELEMENTS AND PERIODICITY IN PROPERTIES

Modern periodic law and present form of the periodic table, s, p, d and f block elements, periodic trends in properties of elements atomic and ionic radii, ionization enthalpy, electron gain enthalpy, valence, oxidation states, and chemical reactivity.

UNIT 10: P- BLOCK ELEMENTS

Group -13 to Group 18 Elements

General Introduction: Electronic configuration and general trends in physical and chemical properties of elements across the periods and down the groups; unique behaviour of the first element in each group.

UNIT 11: d - and f- BLOCK ELEMENTS

Transition Elements

General introduction, electronic configuration, occurrence and characteristics, general trends in properties of the first-row transition elements - physical properties, ionization enthalpy, oxidation states, atomic radii, colour, catalytic behaviour, magnetic properties, complex formation, interstitial compounds, alloy formation; Preparation, properties, and uses of $K_2Cr_2O_7$, and $KMnO_4$.

Inner Transition Elements

Lanthanoids - Electronic configuration, oxidation states, and lanthanoid contraction.

Actinoids - Electronic configuration and oxidation states.

UNIT 12: CO-ORDINATION COMPOUNDS

Introduction to coordination compounds. Werner's theory; ligands, coordination number, denticity, chelation; IUPAC nomenclature of mononuclear co-ordination compounds, isomerism; Bonding-Valence bond approach and basic ideas of Crystal field theory, colour and magnetic properties; Importance of co-ordination compounds (in qualitative analysis, extraction of metals and in biological systems).

ORGANIC CHEMISTRY

UNIT 13: PURIFICATION AND CHARACTERISATION OF ORGANIC COMPOUNDS

Purification - Crystallization, sublimation, distillation, differential extraction, and chromatography - principles and their applications.

Qualitative analysis - Detection of nitrogen, sulphur, phosphorus, and halogens.



File No. CEN/20216-NEET/UG-COORDINATION-COMPOUNDS-12-13-2025 (10/10/25)
Generated from eOffice by Self-Service-System:Dr.IndiraJitendraKumar,TSR/COORDINATION-COMPOUNDS at 12/12/2025 01:58 pm

Information Bulletin (Information Bulletin) Syllabus for NEET UG-2026.pdf

Quantitative analysis (basic principles only) - Estimation of carbon, hydrogen, nitrogen, halogens, sulphur, phosphorus.

Calculations of empirical formulae and molecular formulae: Numerical problems in organic quantitative analysis.

UNIT 14: SOME BASIC PRINCIPLES OF ORGANIC CHEMISTRY

Tetravalency of carbon: Shapes of simple molecules - hybridization (s and p): Classification of organic compounds based on functional groups: and those containing halogens, oxygen, nitrogen, and sulphur; Homologous series: Isomerism - structural and stereoisomerism.

Nomenclature (Trivial and IUPAC)

Covalent bond fission - Homolytic and heterolytic: free radicals, carbocations, and carbanions; stability of carbocations and free radicals, electrophiles, and nucleophiles.

Electronic displacement in a covalent bond

- Inductive effect, electromeric effect, resonance, and hyperconjugation.

Common types of organic reactions- Substitution, addition, elimination, and rearrangement.

UNITS 15: HYDROCARBONS

Classification, isomerism, IUPAC nomenclature, general methods of preparation, properties, and reactions.

Alkanes - Conformations: Sawhorse and Newman projections (of ethane): Mechanism of halogenation of alkanes.

Alkenes - Geometrical isomerism: Mechanism of electrophilic addition: addition of hydrogen, halogens, water, hydrogen halides (Markownikoffs and peroxide effect): Ozonolysis and polymerization.

Alkynes - Acidic character: Addition of hydrogen, halogens, water, and hydrogen halides: Polymerization.

Aromatic hydrocarbons - Nomenclature, benzene - structure and aromaticity: Mechanism of electrophilic substitution: halogenation, nitration.

Friedel - Craft's alkylation and acylation, directive influence of the functional group in mono-substituted benzene.

UNIT 16: ORGANIC COMPOUNDS CONTAINING HALOGENS

General methods of preparation, properties, and reactions; Nature of C-X bond; Mechanisms of substitution reactions.

Uses; Environmental effects of chloroform, iodoform freons, and DDT.

UNIT 17: ORGANIC COMPOUNDS CONTAINING OXYGEN

General methods of preparation, properties, reactions, and uses.

ALCOHOLS, PHENOLS, AND ETHERS

File No. C2N620016/NEET/UG/2026/INFORMATION BULLETIN (Information Bulletin) 18/01/2026

Generated from eOffice by Gethip.kumar@nta.gov.in on 01/01/2026, 10:00:00 AM. TSP: 2026/01/01/10:00:00 AM. 01/01/2026 01:59 pm



FREQUENTLY ASKED QUESTIONS (FAQs) related to the Syllabus of NEET (UG) – 2026

S.N	Question	Reply
1.	Where I can access the syllabus of the National Eligibility-cum-Entrance Test NEET(UG)-2026?	<p>NEET (UG) is a uniform entrance examination for admission to undergraduate medical courses under the National Medical Commission (NMC), National Commission for Indian System of Medicine (NCISM) and National Commission for Homeopathy (NCH) and is applicable to MBBS, BHMS and BAMS and other courses.</p> <p>NMC has notified and uploaded the syllabus of NEET (UG) – 2026. The syllabus can be accessed by clicking on the following link: https://www.nmc.org.in/MCIRest/open/getDocument?path=/Documents/Public/Portal/LatestNews/Public%20Notice_NEET_removed.pdf.</p> <p>The same is also available on the NTA website : https://neet.nta.nic.in/.</p>
2.	Is there any change in the syllabus for NEET(UG)-2026withrespectto the previous year?	No, there is no change in the syllabus of NEET (UG) – 2026 with respect to the previous year.
4.	In Unit 2 of the Biology syllabus, it is written–“ <i>of an insect(Frog)</i> ”.But Frog is not an insect.	It should be read as <i>of an insect and a frog</i> .

Appendix–IV

Details of Medical/Dental/Ayurveda/Siddha/Unani/Homoeopathy Colleges

- The List of Medical Colleges may be accessed from: www.nmc.org.in
- The List of Dental Colleges may be accessed from: <https://dciindia.gov.in/>
- The List of Ayurveda/Siddha/Unani/Homoeopathy Colleges may be accessed from the website (s) www.ccimindia.org, <http://www.ayush.gov.in>, and <https://nch.org.in>

State/Union Territory Wise List of Examination Cities for National Eligibility cum Entrance Test (NEET-UG-2026)

S. No	City Code	State / UT	District	Exam City
1	1101	Andaman & Nicobar Islands (UT)	South Andaman	Sri Vijaya Puram (Port Blair)
2	1211	Andhra Pradesh	Guntur	Amaravathi
3	1212	Andhra Pradesh	Anantapur	Anantapur
4	1213	Andhra Pradesh	West Godavari	Bhimavaram
5	1214	Andhra Pradesh	Prakasam	Chirala
6	1215	Andhra Pradesh	Chittoor	Chittoor
7	1216	Andhra Pradesh	West Godavari	Eluru
8	1217	Andhra Pradesh	Anantapur	Gooty
9	1218	Andhra Pradesh	Nellore	Gudur
10	1219	Andhra Pradesh	YSR Kadapa	Kadapa (YSR Kadapa)
11	1220	Andhra Pradesh	East Godavari	Kakinada
12	1221	Andhra Pradesh	Kurnool	Nandyal
13	1222	Andhra Pradesh	Prakasam	Ongole
14	1223	Andhra Pradesh	YSR Kadapa	Proddatur
15	1224	Andhra Pradesh	East Godavari	Rajamahendravaram (Rajahmundry)
16	1225	Andhra Pradesh	Srikakulam	Srikakulam
17	1227	Andhra Pradesh	West Godavari	Tadepalligudem
18	1228	Andhra Pradesh	West Godavari	Tanuku
19	1229	Andhra Pradesh	Vizianagaram	Vizianagaram
20	1201	Andhra Pradesh	Guntur	Guntur
21	1202	Andhra Pradesh	Kurnool	Kurnool
22	1203	Andhra Pradesh	Nellore	Nellore
23	1204	Andhra Pradesh	Chittoor	Tirupathi/Tirupati
24	1205	Andhra Pradesh	Krishna	Vijayawada
25	1206	Andhra Pradesh	Vishakapatnam	Visakhapatnam
26	1207	Andhra Pradesh	Tenali	Tenali
27	1208	Andhra Pradesh	Guntur	Narasaraopet
28	1209	Andhra Pradesh	Machilipatnam	Machilipatnam
29	1210	Andhra Pradesh	Mangalagiri	Mangalagiri
30	1304	Arunachal Pradesh	Pasighat/East Siang	Pasighat
31	1303	Arunachal Pradesh	Namsai	Namsai
32	1301	Arunachal Pradesh	Papum Pare	Itanagar/Naharlagun
33	1405	Assam	Baksa	Baksa
34	1406	Assam	Barpeta	Barpeta
35	1407	Assam	Darrang (Mangaldoi)	Mangaldoi
36	1408	Assam	Dhubri	Dhubri
37	1409	Assam	Goalpara	Goalpara
38	1410	Assam	Golaghat	Golaghat

39	1411	Assam	Hailakandi	Hailakandi
40	1412	Assam	Jorhat	Jorhat
41	1413	Assam	Lakhimpur	North Lakhimpur
42	1414	Assam	Nagaon	Nagaon
43	1415	Assam	Nalbari	Nalbari
44	1416	Assam	Sivasagar	Sivasagar
45	1417	Assam	Udalguri	Udalguri
46	1401	Assam	Dibrugarh	Dibrugarh
47	1402	Assam	Kamrup Metropolitan	Guwahati
48	1403	Assam	Cachar	Silchar
49	1404	Assam	Sonitpur	Tezpur
50	1508	Bihar	Araria	Araria
51	1509	Bihar	Bhojpur	Arrah
52	1510	Bihar	Arwal	Arwal
53	1511	Bihar	Aurangabad	Aurangabad (BR)
54	1512	Bihar	Banka	Banka
55	1513	Bihar	Begusarai	Begusarai
56	1514	Bihar	West Champaran	Bettiah
57	1515	Bihar	Kaimur	Bhabua
58	1516	Bihar	Bhagalpur	Bhagalpur
59	1517	Bihar	Buxar	Buxar
60	1518	Bihar	Darbhanga	Darbhanga
61	1519	Bihar	Gopalganj	Gopalganj
62	1520	Bihar	Jamui	Jamui
63	1521	Bihar	Jehanabad	Jehanabad
64	1522	Bihar	Katihar	Katihar
65	1523	Bihar	Khagaria	Khagaria
66	1524	Bihar	Lakhisarai	Lakhisarai
67	1525	Bihar	Madhepura	Madhepura
68	1526	Bihar	East Champaran	Motihari
69	1527	Bihar	Munger	Munger
70	1528	Bihar	Muzaffarpur	Muzaffarpur
71	1529	Bihar	Nawada	Nawada
72	1530	Bihar	Purnea	Purnea
73	1531	Bihar	Samastipur	Samastipur
74	1532	Bihar	Rohtas	Sasaram
75	1533	Bihar	Sheikhpura	Sheikhpura
76	1534	Bihar	Siwan	Siwan
77	1535	Bihar	Supaul	Supaul
78	1501	Bihar	Gaya	Gaya Ji
79	1502	Bihar	Patna	Patna
80	1503	Bihar	Vaishali	Hajipur
81	1504	Bihar	Madhubani	Madhubani
82	1505	Bihar	Nalanda	Nalanda
83	1506	Bihar	Sitamarhi	Sitamarhi

84	1507	Bihar	Vaishali	Vaishali
85	1601	Chandigarh (UT)	Chandigarh	Chandigarh/Mohali/Panchkula
86	1705	Chhattisgarh	Balod	Balod
87	1706	Chhattisgarh	Bijapur	Bijapur
88	1707	Chhattisgarh	Dantewada	Dantewada
89	1708	Chhattisgarh	Dhamtari	Dhamtari
90	1709	Chhattisgarh	Bastar	Jagdalpur
91	1710	Chhattisgarh	Janjgir-Champa	Janjgir
92	1711	Chhattisgarh	Kanker	Kanker
93	1712	Chhattisgarh	Kondagaon	Kondagaon
94	1713	Chhattisgarh	Korba	Korba
95	1714	Chhattisgarh	Mahasamund	Mahasamund
96	1719	Chhattisgarh	Manendragarh-Chirmiri-Bharatpur	Manendragarh
97	1715	Chhattisgarh	Narayanpur	Narayanpur
98	1716	Chhattisgarh	Raigarh	Raigarh
99	1717	Chhattisgarh	Rajnandgaon	Rajnandgaon
100	1718	Chhattisgarh	Sukma	Sukma
101	1701	Chhattisgarh	Durg	Bhilai Nagar/Durg
102	1702	Chhattisgarh	Bilaspur (CG)	Bilaspur (CG)
103	1703	Chhattisgarh	Raipur	Raipur
104	1704	Chhattisgarh	Sarguja	Ambikapur
105	1801	Dadra & Nagar Haveli (UT)	Dadra & Nagar Haveli	Silvassa
106	1902	Daman & Diu (UT)	Diu	Diu
107	1901	Daman & Diu (UT)	Daman	Daman
108	2001	Delhi	Delhi	Delhi/New Delhi
109	2102	Goa	North Goa	Ponda
110	2101	Goa	South Goa	Panaji/Madgaon/Margao
111	2213	Gujarat	Amreli	Amreli
112	2214	Gujarat	Banaskantha	Banaskantha
113	2215	Gujarat	Bharuch	Bharuch
114	2216	Gujarat	Botad	Botad
115	2217	Gujarat	Dahod	Dahod
116	2218	Gujarat	Sabarkantha	Himatnagar
117	2219	Gujarat	Jamnagar	Jamnagar
118	2220	Gujarat	Junagadh	Junagadh
119	2221	Gujarat	Kadi	Kadi
120	2222	Gujarat	Kheda	Kheda
121	2231	Gujarat	Mahisagar	Balasinor
122	2223	Gujarat	Mehsana	Mehsana
123	2224	Gujarat	Aravalli	Modasa
124	2225	Gujarat	Narmada	Narmada
125	2226	Gujarat	Navsari	Navsari
126	2227	Gujarat	Porbandar	Porbandar
127	2228	Gujarat	Surendranagar	Surendranagar

128	2229	Gujarat	Gir Somnath	Veraval
129	2230	Gujarat	Tapi	Vyara
130	2201	Gujarat	Ahmedabad	Ahmedabad
131	2202	Gujarat	Vallabhvidyanagar	Anand
132	2203	Gujarat	Bhavnagar	Bhavnagar
133	2204	Gujarat	Gandhinagar	Gandhinagar
134	2205	Gujarat	Panchmahal	Godhra
135	2206	Gujarat	Patan	Patan
136	2207	Gujarat	Rajkot	Rajkot
137	2208	Gujarat	Surat	Surat
138	2209	Gujarat	Vadodara	Vadodara
139	2210	Gujarat	Valsad/Vapi	Valsad/Vapi
140	2211	Gujarat	Gandhidham	Gandhidham
141	2212	Gujarat	Kutch	Bhuj
142	2305	Haryana	Bhiwani	Bhiwani
143	2306	Haryana	Hissar	Hisar
144	2307	Haryana	Jhajjar	Jhajjar
145	2308	Haryana	Jind	Jind
146	2309	Haryana	Kaithal	Kaithal
147	2310	Haryana	Kurukshetra	Kurukshetra
148	2311	Haryana	Mahendragarh	Mahendragarh
149	2312	Haryana	Mewat (Nuh)	Nuh (Mewat)
150	2313	Haryana	Palwal	Palwal
151	2314	Haryana	Panipat	Panipat
152	2315	Haryana	Rewari	Rewari
153	2316	Haryana	Rohtak	Rohtak
154	2317	Haryana	Sirsa	Sirsa
155	2318	Haryana	Sonipat	Sonipat
156	2319	Haryana	Yamuna Nagar	Yamuna Nagar
157	2301	Haryana	Faridabad	Faridabad
158	2302	Haryana	Gurugram	Gurugram
159	2303	Haryana	Ambala	Ambala
160	2304	Haryana	Karnal	Karnal
161	2403	Himachal Pradesh	Bilaspur	Bilaspur (HP)
162	2404	Himachal Pradesh	Chamba	Chamba
163	2405	Himachal Pradesh	Kangra	Kangra/Palampur
164	2406	Himachal Pradesh	Kullu	Kullu
165	2407	Himachal Pradesh	Mandi	Mandi
166	2408	Himachal Pradesh	Sirmaur	Sirmaur/Nahan
167	2409	Himachal Pradesh	Solan	Solan
168	2410	Himachal Pradesh	Una	Una
169	2401	Himachal Pradesh	Hamirpur	Hamirpur (HP)
170	2402	Himachal Pradesh	Shimla	Shimla
171	2505	Jammu & Kashmir	Badgam/Budgam	Budgam (Badgam)
172	2506	Jammu & Kashmir	Kathua	Kathua

173	2507	Jammu & Kashmir	Kupwara	Kupwara
174	2508	Jammu & Kashmir	Pulwama	Pulwama
175	2509	Jammu & Kashmir	Samba	Samba
176	2510	Jammu & Kashmir	Udhampur	Udhampur
177	2501	Jammu & Kashmir	Jammu	Jammu
178	2502	Jammu & Kashmir	Srinagar	Srinagar (J & K)
179	2503	Jammu & Kashmir	Anantnag	Anantnag
180	2504	Jammu & Kashmir	Baramulla	Baramulla
181	2605	Jharkhand	West Singhbhum	Chaibasa
182	2606	Jharkhand	Chatra	Chatra
183	2607	Jharkhand	Deoghar	Deoghar (JH)
184	2608	Jharkhand	Dhanbad	Dhanbad
185	2609	Jharkhand	Dumka	Dumka
186	2610	Jharkhand	Garhwa	Garhwa
187	2611	Jharkhand	Giridih	Giridih
188	2612	Jharkhand	Godda	Godda
189	2613	Jharkhand	Gumla	Gumla
190	2614	Jharkhand	Khunti	Khunti
191	2615	Jharkhand	Koderma	Koderma
192	2616	Jharkhand	Latehar	Latehar
193	2617	Jharkhand	Lohardaga	Lohardaga
194	2618	Jharkhand	Pakur	Pakur
195	2619	Jharkhand	Palamu	Palamu
196	2620	Jharkhand	Ramgarh	Ramgarh
197	2621	Jharkhand	Sahibganj	Sahibganj
198	2622	Jharkhand	Simdega	Simdega
199	2601	Jharkhand	Bokaro Steel City	Bokaro
200	2602	Jharkhand	East Singhbhum	Jamshedpur
201	2603	Jharkhand	Ranchi	Ranchi
202	2604	Jharkhand	Hazaribagh	Hazaribagh
203	2710	Karnataka	Bagalkot	Bagalkot
204	2711	Karnataka	Ballari	Ballari
205	2712	Karnataka	Bengaluru- Urban	Bengaluru- Urban
206	2713	Karnataka	Bidar	Bidar
207	2714	Karnataka	Chamarajnar	Chamarajanagar
208	2715	Karnataka	Chikaballapur	Chikkaballapura
209	2716	Karnataka	Chikmagalur	Chikmagalur
210	2717	Karnataka	Chitradurga	Chitradurga
211	2718	Karnataka	Gadag	Gadag
212	2719	Karnataka	Hassan	Hassan
213	2720	Karnataka	Haveri District	Haveri
214	2721	Karnataka	Uttara Kannada	Karwar
215	2722	Karnataka	Kodagu	Kodagu
216	2723	Karnataka	Kolar	Kolar
217	2724	Karnataka	Koppal	Koppal

218	2725	Karnataka	Mandya	Mandya
219	2726	Karnataka	Raichur	Raichur
220	2727	Karnataka	Ramanagara	Ramanagara
221	2728	Karnataka	Shimoga/Shivamogga	Shivamoga (Shimoga)/Shivamogga
222	2729	Karnataka	Tumkur	Tumakuru
223	2730	Karnataka	Vijayapura	Vijayapura
224	2731	Karnataka	Yadgir	Yadgir
225	2701	Karnataka	Belagavi	Belagavi (Belgaum)
226	2702	Karnataka	Bengaluru- Rural	Bengaluru North (Bengaluru- Rural)
227	2703	Karnataka	Davangere	Davangere
228	2704	Karnataka	Dharwad/Hubli	Dharwad
229	2705	Karnataka	Kalaburagi	Kalaburagi (Gulbarga)
230	2706	Karnataka	Hubli	Hubballi
231	2707	Karnataka	Dakshina Kannada	Mangaluru (Mangalore)
232	2708	Karnataka	Mysore	Mysuru (Mysore)
233	2709	Karnataka	Udupi	Udupi/Manipal
234	2814	Kerala	Pathanamthitta	Pathanamthitta
235	2815	Kerala	Kannur	Piyyannur/Payyannur
236	2816	Kerala	Wayanad	Wayanad
237	2801	Kerala	Alappuzha	Alappuzha/Chengannur
238	2802	Kerala	Angamaly	Angamaly
239	2803	Kerala	Ernakulam	Ernakulam/ Muvattupuzha
240	2804	Kerala	Kannur	Kannur
241	2805	Kerala	Kasaragod	Kasaragod
242	2806	Kerala	Kollam	Kollam
243	2807	Kerala	Kottayam	Kottayam
244	2808	Kerala	Kozhikode	Kozhikode (Calicut)
245	2809	Kerala	Malappuram	Malappuram
246	2810	Kerala	Palakkad	Palakkad
247	2811	Kerala	Thiruvananthapuram	Thiruvananthapuram
248	2812	Kerala	Thrissur	Thrissur
249	2813	Kerala	Idukki	Idukki
250	2901	Lakshadweep (UT)	Kavaratti	Kavaratti
251	4701	Ladakh (UT)	Leh	Leh
252	4702	Ladakh (UT)	Kargil	Kargil
253	3007	Madhya Pradesh	Ashok Nagar	Ashoknagar
254	3008	Madhya Pradesh	Balaghat	Balaghat
255	3009	Madhya Pradesh	Barwani	Barwani
256	3010	Madhya Pradesh	Betul	Betul
257	3011	Madhya Pradesh	Bhind	Bhind
258	3012	Madhya Pradesh	Chhatarpur	Chhatarpur
259	3013	Madhya Pradesh	Chhindwara	Chhindwara
260	3014	Madhya Pradesh	Damoh	Damoh
261	3015	Madhya Pradesh	Datia	Datia

262	3017	Madhya Pradesh	Dewas	Dewas
263	3018	Madhya Pradesh	Dhar	Dhar
264	3019	Madhya Pradesh	Guna	Guna
265	3020	Madhya Pradesh	Hoshangabad	Narmadapuram (Hoshangabad)
266	3021	Madhya Pradesh	Khandwa	Khandwa
267	3022	Madhya Pradesh	Khargone (West Nimar)	Khargone (West Nimar)
268	3023	Madhya Pradesh	Mandsaur	Mandsaur
269	3024	Madhya Pradesh	Morena	Morena
270	3025	Madhya Pradesh	Neemuch	Neemuch
271	3026	Madhya Pradesh	Rajgarh	Rajgarh
272	3027	Madhya Pradesh	Ratlam	Ratlam
273	3028	Madhya Pradesh	Sagar	Sagar
274	3029	Madhya Pradesh	Satna	Satna
275	3030	Madhya Pradesh	Singrauli	Singrauli
276	3031	Madhya Pradesh	Vidisha	Vidisha
277	3001	Madhya Pradesh	Bhopal	Bhopal
278	3002	Madhya Pradesh	Gwalior	Gwalior
279	3003	Madhya Pradesh	Indore	Indore
280	3004	Madhya Pradesh	Jabalpur	Jabalpur
281	3005	Madhya Pradesh	Ujjain	Ujjain
282	3006	Madhya Pradesh	Rewa	Rewa
283	3123	Maharashtra	Bhandara	Bhandara
284	3124	Maharashtra	Chandrapur	Chandrapur
285	3125	Maharashtra	Gadchiroli	Gadchiroli
286	3126	Maharashtra	Gondia	Gondia
287	3127	Maharashtra	Nandurbar	Nandurbar
288	3128	Maharashtra	Osmanabad	Dharashiv (Osmanabad)
289	3129	Maharashtra	Palghar	Palghar
290	3130	Maharashtra	Parbhani	Parbhani
291	3131	Maharashtra	Raigad	Raigad
292	3132	Maharashtra	Wardha	Wardha
293	3133	Maharashtra	Washim	Washim
294	3134	Maharashtra	Yavatmal	Yavatmal
295	3101	Maharashtra	Ahmednagar	Ahilyanagar (Ahmednagar)
296	3102	Maharashtra	Akola	Akola
297	3103	Maharashtra	Amravati	Amravati
298	3104	Maharashtra	Aurangabad	Chhatrapati Sambhajnagar (Aurangabad [MR])
299	3105	Maharashtra	Beed	Beed
300	3106	Maharashtra	Buldhana	Buldhana
301	3107	Maharashtra	Jalgaon	Jalgaon
302	3108	Maharashtra	Kolhapur	Kolhapur
303	3109	Maharashtra	Latur	Latur
304	3110	Maharashtra	Mumbai City	Mumbai
305	3111	Maharashtra	Nagpur	Nagpur

306	3112	Maharashtra	Nanded	Nanded
307	3113	Maharashtra	Nashik	Nashik
308	3114	Maharashtra	Mumbai City	Navi Mumbai
309	3115	Maharashtra	Pune	Pune
310	3116	Maharashtra	Satara	Satara
311	3117	Maharashtra	Solapur	Solapur
312	3118	Maharashtra	Thane	Thane
313	3119	Maharashtra	Sangli	Sangli
314	3120	Maharashtra	Sindhudurg	Sindhudurg
315	3121	Maharashtra	Ratnagiri	Ratnagiri
316	3122	Maharashtra	Dhule	Dhule
317	3135	Maharashtra	Malegaon	Malegaon
318	3202	Manipur	Chandel	Chandel
319	3203	Manipur	Churachandpur	Churachandpur
320	3201	Manipur	Imphal	Imphal
321	3302	Meghalaya	East Khasi Hills	East Khasi Hills
322	3304	Meghalaya	West Jaintia Hills	Jowai
323	3305	Meghalaya	West Garo Hills	Tura
324	3303	Meghalaya	Ri Bhoi	Ri Bhoi
325	3301	Meghalaya	Shillong	Shillong
326	3401	Mizoram	Aizawl	Aizawl
327	3501	Nagaland	Dimapur	Dimapur
328	3502	Nagaland	Kohima	Kohima
329	3617	Odisha	Baragarh	Bargarh
330	3618	Odisha	Mayurbhanj	Baripada/Mayurbanj
331	3619	Odisha	Bhadrak	Bhadrak
332	3620	Odisha	Dhenkanal	Dhenkanal
333	3621	Odisha	Jagatsinghpur	Jagatsinghpur
334	3622	Odisha	Jajpur	Jajpur
335	3623	Odisha	Jharsuguda	Jharsuguda
336	3624	Odisha	Kendrapara	Kendrapara
337	3625	Odisha	Nawarangpur	Nabarangpur (Nawarangpur)
338	3626	Odisha	Nuapada	Nuapada
339	3601	Odisha	Angul	Angul
340	3602	Odisha	Balasore	Balasore (Baleswar)
341	3603	Odisha	Ganjam	Brahmapur (Berhampur) / Ganjam District
342	3604	Odisha	Khordha	Bhubaneswar
343	3605	Odisha	Cuttack	Cuttack
344	3606	Odisha	Sundergarh	Rourkela
345	3607	Odisha	Sambalpur	Sambalpur
346	3608	Odisha	Balangir	Balangir
347	3609	Odisha	Kalahandi	Bhawanipatna/ Kalahandi District
348	3610	Odisha	Kendujhar (Keonjhar)	Kendujhar (Keonjhar)
349	3611	Odisha	Koraput	Jeypore (Odisha)

350	3612	Odisha	Malkangiri	Malkangiri
351	3613	Odisha	Gajapati	Paralakhemundi (Gajapati)
352	3614	Odisha	Kandhamal	Phulbani (Kandhamal)
353	3615	Odisha	Rayagada	Rayagada
354	3616	Odisha	Puri	Puri
355	3627	Odisha	Rairangpur	Rairangpur
356	3700	Puducherry (UT)	Puducherry	Karaikal
357	3702	Puducherry (UT)	Puducherry	Yanam
358	3703	Puducherry (UT)	Puducherry	Mahe
359	3701	Puducherry (UT)	Puducherry	Puducherry
360	3806	Punjab	Faridkot	Faridkot
361	3807	Punjab	Fazilka	Fazilka
362	3808	Punjab	Firozpur	Firozpur
363	3809	Punjab	Gurdaspur	Gurdaspur
364	3810	Punjab	Hoshiarpur	Hoshiarpur
365	3811	Punjab	Moga	Moga
366	3812	Punjab	Pathankot	Pathankot
367	3813	Punjab	Rupnagar	Rupnagar
368	3814	Punjab	Sahibzada Ajit Singh Nagar	Sahibzada Ajit Singh Nagar
369	3815	Punjab	Sangrur	Sangrur
370	3816	Punjab	Sri Muktsar Sahib	Sri Muktsar Sahib
371	3801	Punjab	Amritsar	Amritsar
372	3802	Punjab	Bhatinda	Bhatinda
373	3803	Punjab	Jalandhar	Jalandhar
374	3804	Punjab	Ludhiana	Ludhiana
375	3805	Punjab	Patiala	Patiala/Fatehgarh Sahib
376	3907	Rajasthan	Alwar	Alwar
377	3908	Rajasthan	Baran	Baran
378	3909	Rajasthan	Barmer	Barmer
379	3910	Rajasthan	Bharatpur	Bharatpur
380	3911	Rajasthan	Bhilwara	Bhilwara
381	3912	Rajasthan	Chittorgarh	Chittorgarh
382	3913	Rajasthan	Churu	Churu
383	3914	Rajasthan	Dausa	Dausa
384	3915	Rajasthan	Dholpur	Dholpur
385	3916	Rajasthan	Hanumangarh	Hanumangarh
386	3917	Rajasthan	Jaisalmer	Jaisalmer
387	3918	Rajasthan	Jhunjhunu	Jhunjhunu
388	3919	Rajasthan	Karauli	Karauli
389	3920	Rajasthan	Nagaur	Nagaur
390	3921	Rajasthan	Pali	Pali
391	3922	Rajasthan	Sawai Madhopur	Sawai Madhopur
392	3923	Rajasthan	Sikar	Sikar
393	3924	Rajasthan	Sirohi	Sirohi

394	3925	Rajasthan	Sriganganagar	Sriganganagar
395	3901	Rajasthan	Ajmer	Ajmer
396	3902	Rajasthan	Bikaner	Bikaner
397	3903	Rajasthan	Jaipur	Jaipur
398	3904	Rajasthan	Jodhpur	Jodhpur
399	3905	Rajasthan	Kota	Kota
400	3906	Rajasthan	Udaipur	Udaipur
401	4002	Sikkim	West Sikkim	Gyalshing (West Sikkim)
402	4001	Sikkim	Gangtok	Gangtok
403	4119	Tamil Nadu	Ariyalur	Ariyalur
404	4120	Tamil Nadu	Dharmapuri	Dharmapuri
405	4121	Tamil Nadu	Erode	Erode
406	4122	Tamil Nadu	Krishnagiri	Krishnagiri
407	4123	Tamil Nadu	Nagapattinam	Nagapattinam
408	4124	Tamil Nadu	Pudukkottai	Pudukkottai
409	4125	Tamil Nadu	Ramanathapuram	Ramanathapuram
410	4126	Tamil Nadu	Sivaganga	Sivaganga
411	4127	Tamil Nadu	Thoothukudi	Thoothukudi
412	4128	Tamil Nadu	Tiruvarur	Tiruvarur
413	4129	Tamil Nadu	Tiruvannamalai	Tiruvannamalai
414	4130	Tamil Nadu	Nilgiris	Udhagamandalam
415	4131	Tamil Nadu	Villupuram	Viluppuram
416	4101	Tamil Nadu	Chennai	Chennai
417	4102	Tamil Nadu	Coimbatore	Coimbatore
418	4103	Tamil Nadu	Cuddalore	Cuddalore
419	4104	Tamil Nadu	Kanchipuram	Kanchipuram
420	4105	Tamil Nadu	Karur	Karur
421	4106	Tamil Nadu	Madurai	Madurai
422	4107	Tamil Nadu	Kanyakumari	Kanyakumari/Nagercoil
423	4108	Tamil Nadu	Namakkal	Namakkal
424	4109	Tamil Nadu	Salem	Salem
425	4110	Tamil Nadu	Thanjavur	Thanjavur
426	4111	Tamil Nadu	Thiruvallur	Thiruvallur
427	4112	Tamil Nadu	Tiruchirappalli	Tiruchirappalli
428	4113	Tamil Nadu	Tirunelveli	Tirunelveli
429	4114	Tamil Nadu	Vellore	Vellore
430	4115	Tamil Nadu	Chengalpet	Chengalpattu (Chengalpet)
431	4116	Tamil Nadu	Virudhanagar	Virudhunagar
432	4117	Tamil Nadu	Dindigul	Dindigul
433	4118	Tamil Nadu	Tiruppur	Tiruppur
434	4209	Telangana	Adilabad	Adilabad
435	4210	Telangana	Asifabad	Kumuram Bheem Asifabad (Asifabad)
436	4211	Telangana	Bhupalapally	Bhupalapally
437	4212	Telangana	Jogulamba Gadwal	Gadwal

438	4213	Telangana	Jagtial	Jagtial
439	4214	Telangana	Jangaon	Jangaon
440	4215	Telangana	Bhadradi Kothagudem	Kothagudem
441	4216	Telangana	Mahabubabad	Mahabubabad
442	4217	Telangana	Mancherial	Mancherial
443	4218	Telangana	Medak	Medak
444	4219	Telangana	Medchal	Medchal
445	4220	Telangana	Nalgonda	Nalgonda
446	4221	Telangana	Nizamabad	Nizamabad
447	4222	Telangana	Siddipet	Siddipet
448	4223	Telangana	Suryapet	Suryapet
449	4224	Telangana	Vikarabad	Vikarabad
450	4201	Telangana	Ranga Reddy	Hyderabad/Secunderabad
451	4202	Telangana	Karimnagar	Karimnagar
452	4203	Telangana	Khammam	Khammam
453	4204	Telangana	Ranga Reddy	Ranga Reddy
454	4205	Telangana	Warangal (Rural)	Warangal
455	4206	Telangana	Sangareddy	Sangareddy
456	4207	Telangana	Mahbubnagar	Mahbubnagar
457	4208	Telangana	Hayathnagar	Hayathnagar
458	4302	Tripura	Dhalai	Dhalai
459	4301	Tripura	West Tripura	Agartala
460	4417	Uttar Pradesh	Ambedkar Nagar	Ambedkar Nagar
461	4418	Uttar Pradesh	Amethi	Amethi
462	4419	Uttar Pradesh	Azamgarh	Azamgarh
463	4420	Uttar Pradesh	Sambhal	Bahjoi
464	4421	Uttar Pradesh	Bahraich	Bahraich
465	4422	Uttar Pradesh	Ballia	Ballia
466	4423	Uttar Pradesh	Balrampur	Balrampur
467	4424	Uttar Pradesh	Banda	Banda
468	4425	Uttar Pradesh	Barabanki	Barabanki
469	4426	Uttar Pradesh	Basti	Basti
470	4427	Uttar Pradesh	Bijnor	Bijnor
471	4428	Uttar Pradesh	Budaun	Budaun
472	4429	Uttar Pradesh	Bulandshahr	Bulandshahr
473	4430	Uttar Pradesh	Chandauli	Chandauli
474	4431	Uttar Pradesh	Chitrakoot	Chitrakoot
475	4432	Uttar Pradesh	Deoria	Deoria
476	4433	Uttar Pradesh	Etawah	Etawah
477	4434	Uttar Pradesh	Firozabad	Firozabad
478	4435	Uttar Pradesh	Ghazipur	Ghazipur
479	4436	Uttar Pradesh	Gonda	Gonda
480	4437	Uttar Pradesh	Hapur (Panchsheel Nagar)	Hapur (Panchsheel Nagar)
481	4438	Uttar Pradesh	Hardoi	Hardoi

482	4439	Uttar Pradesh	Hathras	Hathras
483	4440	Uttar Pradesh	Jalaun	Jalaun (Orai)
484	4441	Uttar Pradesh	Jaunpur	Jaunpur
485	4442	Uttar Pradesh	Kaushambi	Kaushambi
486	4443	Uttar Pradesh	Kushinagar	Kushinagar
487	4444	Uttar Pradesh	Lakhimpur Kheri	Lakhimpur Kheri
488	4445	Uttar Pradesh	Lalitpur	Lalitpur
489	4446	Uttar Pradesh	Mainpuri	Mainpuri
490	4447	Uttar Pradesh	Mau	Mau
491	4448	Uttar Pradesh	Mirzapur	Mirzapur
492	4449	Uttar Pradesh	Moradabad	Moradabad
493	4450	Uttar Pradesh	Muzaffarnagar	Muzaffarnagar
494	4451	Uttar Pradesh	Siddharthnagar	Naugarh/ Siddharthnagar District
495	4452	Uttar Pradesh	Pratapgarh	Pratapgarh
496	4453	Uttar Pradesh	Rai Bareilly	Rae Bareli
497	4454	Uttar Pradesh	Rampur	Rampur
498	4455	Uttar Pradesh	Saharanpur	Saharanpur
499	4456	Uttar Pradesh	Shahjahanpur	Shahjahanpur
500	4457	Uttar Pradesh	Shravasti	Shravasti
501	4458	Uttar Pradesh	Sonbhadra	Sonbhadra
502	4459	Uttar Pradesh	Sultanpur	Sultanpur
503	4460	Uttar Pradesh	Unnao	Unnao
504	4401	Uttar Pradesh	Agra	Agra
505	4402	Uttar Pradesh	Prayagraj	Prayagraj
506	4403	Uttar Pradesh	Bareilly	Bareilly
507	4404	Uttar Pradesh	Ghaziabad	Ghaziabad
508	4405	Uttar Pradesh	Gorakhpur	Gorakhpur
509	4406	Uttar Pradesh	Jhansi	Jhansi
510	4407	Uttar Pradesh	Kanpur Rural	Kanpur
511	4408	Uttar Pradesh	Lucknow	Lucknow
512	4409	Uttar Pradesh	Meerut	Meerut
513	4410	Uttar Pradesh	Gautam Buddha Nagar	Noida/Greater Noida
514	4411	Uttar Pradesh	Varanasi	Varanasi
515	4412	Uttar Pradesh	Fatehpur	Fatehpur
516	4413	Uttar Pradesh	Mathura	Mathura
517	4414	Uttar Pradesh	Sitapur	Sitapur
518	4415	Uttar Pradesh	Ayodhya	Ayodhya
519	4416	Uttar Pradesh	Aligarh	Aligarh
520	4504	Uttarakhand	Almora	Almora
521	4511	Uttarakhand	Chamoli	Chamoli
522	4505	Uttarakhand	Haridwar	Haridwar
523	4506	Uttarakhand	Nainital	Nainital
524	4507	Uttarakhand	Tehri Garhwal	New Tehri
525	4508	Uttarakhand	Pantnagar	Pantnagar
526	4509	Uttarakhand	Pauri Garhwal	Pauri Garhwal

527	4512	Uttarakhand	Pitthoragarh	Pitthoragarh
528	4510	Uttarakhand	Udham Singh Nagar	Udham Singh Nagar
529	4513	Uttarakhand	Uttarkashi	Uttarkashi
530	4501	Uttarakhand	Dehradun	Dehradun
531	4502	Uttarakhand	Haldwani	Haldwani
532	4503	Uttarakhand	Roorkee	Roorkee
533	4610	West Bengal	Bankura	Bankura
534	4611	West Bengal	Darjeeling	Darjeeling
535	4612	West Bengal	Jalpaiguri	Jalpaiguri
536	4613	West Bengal	Nadia	Kalyani
537	4614	West Bengal	Malda	Malda
538	4615	West Bengal	Murshidabad	Murshidabad
539	4616	West Bengal	Cooch Behar	Nadia
540	4617	West Bengal	Purba Medinipur	Purba Medinipur
541	4618	West Bengal	South 24 Parganas	South 24 Parganas
542	4619	West Bengal	Birbhum	Suri
543	4601	West Bengal	North 24 Parganas	North 24 Parganas
544	4602	West Bengal	Paschim Bardhaman	Asansol
545	4603	West Bengal	Purba Bardhaman	Burdwan (Bardhaman)
546	4604	West Bengal	Durgapur	Durgapur
547	4605	West Bengal	Hooghly	Hooghly
548	4606	West Bengal	Howrah	Howrah
549	4607	West Bengal	Paschim Medinipur	Kharagpur
550	4608	West Bengal	Kolkata	Kolkata
551	4609	West Bengal	Siliguri	Siliguri
552	4620	West Bengal	Balurghat	Balurghat
553	9901	Outside India	Kuwait City	Kuwait City
554	9902	Outside India	Dubai	Dubai
555	9903	Outside India	Abu Dhabi	Abu Dhabi
556	9906	Outside India	Doha	Doha
557	9907	Outside India	Kathmandu	Kathmandu
558	9910	Outside India	Manama	Manama
559	9911	Outside India	Muscat	Muscat
560	9912	Outside India	Riyadh	Riyadh
561	9913	Outside India	Sharjah	Sharjah
562	9914	Outside India	Singapore	Singapore
563	9904	Outside India	Bangkok	Bangkok
564	9905	Outside India	Colombo	Colombo
565	9908	Outside India	Kuala Lumpur	Kuala Lumpur
566	9909	Outside India	Lagos	Lagos

Embassy Certificate of Foreign Candidate (For NRI Candidates)
(ON THE LETTERHEAD OF THE CONCERNED INDIAN DIPLOMATIC MISSION)

F. No. : _____

Date: _____

TO WHOMSOEVER IT MAY CONCERN

This is to certify that Mr. /Mrs. / Ms. _____ S/o / W/o / D/o _____
holder of Passport No. _____ issued on _____ at
_____ valid upto _____ presently residing at
_____ has stayed abroad for more than 182
days during the last financial year and enjoys the status of Non-Resident Indian (NRI) for the period from
_____ till date. He may be extended all courtesies and facilities, as admissible to the Non-
Resident Indians (NRIs).

This certificate is issued for his Son/ Daughter _____, for seeking admission in
India under NRI Quota.

The validity of this Certificate is for six months only.

PLACE: DATE :	SIGNATURE : NAME : DESIGNATION: SEAL : (OF THE ISSUING AUTHORITY)
------------------------------------	--

***Documentary Proof of Citizenship
(For Foreign and OCI Candidates)**

**Scanned copy of the first and last page of the Passport wherein the Citizenship /Nationality of the Candidate, as well as the date of issue, Validity Period, place of issue, and Issuing Authority of the Passport, are clearly mentioned.*

OR

** Citizenship Certificate issued by the Competent Authority in the Country of Nationality of the Candidate, wherein the Citizenship /Nationality of the Candidate, date of issue, Validity Period, place of issue, and Issuing Authority, are clearly mentioned.*

OR

** Any other Document issued by a Government Authority in the Country of Nationality of the Candidate (including OCI Card issued by the MHA or concerned Indian Diplomatic Mission in case of OCI Candidate only), wherein the Citizenship /Nationality of the Candidate, date of issue, Validity Period, place of issue and Issuing Authority of the Document, are clearly mentioned.*

Appendix-VIII

Procedure for Online Payment of Fee and Helpline for Payment Related Queries

After completing Step 2 of the **Online** Application Form, the candidate may remit the examination fee (**Step 3**) in the following manner:

- Check the validity of the Debit/ Credit Card and keep it ready with you while logging on to the website for submitting Application Form. The candidates should enter the information asked for and make payment through a Debit/ Credit Card.
- Through Net Banking, check the balance in your account and keep all credentials ready with you while logging on to the website for making payment. The candidates should log in with his/her credentials of net banking and make payments accordingly.
- For payment through a UPI Service, check whether there is a requisite balance in the Bank Account / Wallet to which the concerned UPI is linked.

Prescribed Examination Fee (please see the Information at a Glance) can be paid through any Bank/Payment Gateway in any Payment Mode [service/processing charges per transaction and GST applicable thereon @ 18 % are to be borne by the candidate].

S. No	Mode of Payment	HDFC Bank		State Bank of India		Canara Bank		ICICI Bank		
1	Net Banking	HDFC	NIL Charge	SBI	Rs 5.00+GST	Other Banks (Including Canara Bank)	Rs.13 + GST	ICICI	NIL Charge	
		Other Banks	NIL Charge	Other Banks		HDFC, ICICI, SBI, AXIS	Rs.17 + GST	Other Banks	4.00 + GST	
2	Debit Cards	HDFC or Other Banks	Transaction up to Rs 2000/-	0 %	NIL Charge	Visa/Master	Transaction up to Rs.2000/- 0.40% + GST	ICICI or Other Banks	Transaction upto Rs 2000/-	0 %
			Transaction above Rs 2000/-	0 %		Rupay	NIL Charge			
3	Credit Cards	Domestic	NIL Charge	Domestic	0.80% + GST	Domestic	1.10% + GST	Domestic	0.40% of Transaction value	
		International	NIL Charge	International	3.50% of Fee+ GST (Minimum Rs 11/-)			International	2.35% of Transaction value	
4	Unified Payment Interface (UPI)	NIL Charge		NIL Charge		Unified Payment Interface (UPI)	NIL Charge	ICICI or other banks	Transaction upto Rs 2000/-	0 %
									Transaction above Rs 2000/-	0 % + GST

Note: In case, the fee payment status is not 'OK', or the Confirmation Page of the Online Application is not generated after fee payment (completion of Step 3) the candidate is advised to contact the helpline number/email of the concerned Bank/Payment Gateway Integrator, as mentioned below:-

(a) If Paying through State Bank of India (SBI):

Level	Name	Email ID	Contact Number
1	Helpdesk3	sbi.00727@sbi.co.in	011-26391804
2	Customer Care	agmcustomer.lhodel@sbi.co.in	1800112211
4	Through SMS	UNHAPPY (add text)	8008202020

(b) If Paying through Canara Bank:

Level	Name	Email ID
1	Helpdesk	pgsupport@billdesk.com ; dssrosdel@canarabank.com ; tmcodel@canarabank.com ; cb0268@canarabank.com ;
2	Complaint Management Services	mailto:genadmnrnoida@canarabank.com pgsupport@billdesk.com dssrosdel@canarabank.com ; tmcodel@canarabank.com ; cb0268@canarabank.com
3	Customer Care	pgsupport@billdesk.com dssrosdel@canarabank.com ; tmcodel@canarabank.com ; cb0268@canarabank.com

(c) If Paying through HDFC Bank:

Level	Name	Email ID	Contact Number
1	PGService	pg.service@hdfcbank.com	
2	Pradeep Yadav	pradeep.yadav10@hdfcbank.com	9625622301
3	Vivek Chandra	vivek.chandra@hdfcbank.com	7838748226

(d) If Paying through ICICI Bank:

Level	Name	Email ID	Contact Number
1.	Customer support Helpline number (9AM to 6PM)	pgsupport.ind@worldline.com	1800222884 (Pls select option 3)

(e) NTA Helpdesk Contact details (in case the payment related issues are not resolved through the above-mentioned Helplines of the concerned Bank/Payment Gateway Integrator):

Email: neetug2026@nta.ac.in

Phone No.: 011-40759000

Procedure to raise payment-related Grievance:

After (successful completion of Step 3, the Confirmation Page of the Application Form, should be downloaded and a printout of the same may be retained for future reference. The Confirmation Page of the online Application Form could be generated **only after successful payment by the Candidate.**

In case the Confirmation Page is not generated after payment of the prescribed fee, then the candidate should approach the concerned Bank/Payment Gateway integrator (in the helpline number and email given above in the Information Bulletin), for ensuring the successful payment.

In spite of the above, if a successful transaction is not reflected on the Portal, the candidate may contact NTA Helpline. If the payment issue is still not resolved, the candidate may pay a second time.

However, any duplicate payment received from the candidate by NTA in course of said transactions will be refunded through the same payment mode through which the duplicate payment is received, after fee reconciliation by NTA

Information to be provided by the Candidate while raising any payment related query/grievance through email/Helplines: -

- a. Name of the Bank and /or Payment Gateway.
- b. Date and time of the transaction
- c. Transaction Number
- d. Bank Reference Number
- e. Proof of transaction

Screenshot from the payment portal (in case of payment failure).

Replica of Application Form

Step 1: Login page for new candidates and already existing candidates



Department of Higher Education
 Ministry of Education
 Government of India

राष्ट्रीय पात्रता सह प्रवेश परीक्षा (एनईई) - 2026
 DEMO National Eligibility Cum Entrance Test (UG) - 2026



राष्ट्रीय परीक्षा एजेंसी
 National Testing Agency
Excellence In Assessment



राष्ट्रीय आरोग्यविज्ञान आयोग
 National Medical Commission

अपने कामे तक पहुँचने हेतु लॉगिन करें, नई नवीकरण अधिकार पूर्ण करें तथा नवीनतम जानकारी एवं निर्देश डाउनलोड कर अपडेट करें।
LOGIN TO ACCESS YOUR ACCOUNT. COMPLETE NEW REGISTRATION AND DOWNLOAD IMPORTANT INFORMATION & INSTRUCTIONS TO STAY UPDATED.

<div style="text-align: center; margin-bottom: 10px;">  </div> <p style="text-align: center; font-weight: bold;">ऑनलाइन आवेदन करने के चरण</p> <ul style="list-style-type: none"> <input checked="" type="checkbox"/> ऑनलाइन परीक्षा के लिए आवेदन करें <input checked="" type="checkbox"/> ऑनलाइन आवेदन फॉर्म भरें <input checked="" type="checkbox"/> परीक्षा शुल्क का भुगतान करें <input checked="" type="checkbox"/> प्रवेशपत्र डाउनलोड करें <p style="text-align: center; font-size: x-small;">STEPS TO APPLY ONLINE</p> <ul style="list-style-type: none"> <input checked="" type="checkbox"/> Apply for online registration <input checked="" type="checkbox"/> Fill online Application Form <input checked="" type="checkbox"/> Pay Examination Fee <input checked="" type="checkbox"/> Download Confirmation Page <p style="text-align: center; margin-top: 10px;"> Download Information Bulletin </p>	<div style="text-align: center; margin-bottom: 10px;">  </div> <p style="text-align: center; font-weight: bold;">नई (एनईई) 2026 के लिए खाता को पंजीकृत करें।</p> <p style="text-align: center; font-size: x-small;">अपना प्रोफाइल पंजीकृत करने के लिए व्यक्तिगत विवरण, संपर्क विवरण और पता दें।</p> <p style="text-align: center; font-weight: bold;">Register yourself NEET (UG) 2026</p> <p style="text-align: center; font-size: x-small;">Register your profile by giving personal details, contact details and address.</p> <p style="text-align: center; margin-top: 10px;"> New Registration >> </p>	<div style="text-align: center; margin-bottom: 10px;">  </div> <p style="text-align: center; font-weight: bold;">पहले से ही पंजीकृत अभ्यर्थी</p> <p style="text-align: center; font-size: x-small;">आवेदन जारी रखने के लिए अपने आवेदन नंबर और पासवर्ड से लॉगिन करें।</p> <p style="text-align: center; font-weight: bold;">Already registered Candidate</p> <p style="text-align: center; font-size: x-small;">Enter your Application Number and Password to Login and continue with your application.</p> <p style="text-align: center; margin-top: 10px;"> Login >> </p>
--	--	---

Step 3: Personal details page of the application form

Home

व्यक्तिगत विवरण(Personal Details)

कृपया ध्यानपूर्वक प्रवेश विवरण परीक्षा बोर्ड द्वारा जारी कक्षा 10वीं की प्रमाणित प्रतिलिपि/मार्कशीट पर मुद्रित विवरण के अनुसार भरना है।
Please fill in the details exactly as printed on the Class 10th Passing Certificate/Marksheet issued by a recognized School Examination Board.

अभ्यर्थी का नाम (Candidate Name)
 पिता / अभिभावक का नाम (Father / Guardian Name)
 माता / अभिभावक का नाम (Mother / Guardian Name)
 अभ्यर्थी की जन्म तिथि (Candidate Date of Birth) --Day-- --Month-- --Year--
 लिंग (Gender) --Select--

व्यक्तिगत विवरण की पुष्टि करें (Confirm Personal Details)

अभ्यर्थी के नाम की पुष्टि करें (Confirm Candidate Name)
 पिता / अभिभावक के नाम की पुष्टि करें (Confirm Father / Guardian Name)
 माता / अभिभावक के नाम की पुष्टि करें (Confirm Mother / Guardian Name)
 जन्मतिथि की पुष्टि करें (Confirm Date of Birth) --Day-- --Month-- --Year--
 लिंग की पुष्टि करें (Confirm Gender) --Select--

वर्तमान पता (Present Address)

पता - पंक्ति 1 (Address Line 1)
 पता - पंक्ति 2 (Address Line 2)(Optional)
 पता - पंक्ति 3 (Address Line 3)(Optional)
 देश (Country) --Select--
 राज्य (State) --Select--
 जिला (District) --Select--
 पिन कोड (PIN Code)

दूरसंचार पता (Electronic Communication Address)

Please enter correct Email Id and Mobile Number as OTP will be shared on these for verification.

ईमेल पता (Email Address) 5544332211
 Confirm Email Address
 मोबाइल नंबर (Mobile Number)
 Confirm Mobile Number
 वैकल्पिक संदर्भ नंबर (Alternate Mobile Number) (Optional)

स्थायी पता (Permanent Address)

वर्तमान पते के समान (Same As Present Address)


पता - पंक्ति 1 (Address Line 1)
 पता - पंक्ति 2 (Address Line 2)(Optional):
 पता - पंक्ति 3 (Address Line 3)(Optional)
 देश (Country) --Select--
 राज्य (State) --Select--
 जिला (District) --Select--
 पिन कोड (PIN Code)

Choose Password


पासवर्ड (Password) *****
 पासवर्ड की पुष्टि कीजिये (Confirm Password)
 सुरक्षा प्रश्न (Security Question) --Select--
 सुरक्षा उत्तर (Security Answer)

CAPTCHA

Enter CAPTCHA as shown below (case sensitive)


CAPTCHA 389607 

Step 4: Review page of the online registration form




Department of Higher Education
Ministry of Education
Government of India

राष्ट्रीय पात्रता सह प्रवेश परीक्षा (यूजी) - 2026
DEMO National Eligibility Cum Entrance Test (UG) - 2026



राष्ट्रीय परीक्षा एजेंसी
National Testing Agency
Excellence In Assessment



राष्ट्रीय आयुर्विज्ञान आयोग
National Medical Commission

Home

Review Page - Online Registration Form

Review the following particulars carefully. If you would like to change any particulars entered, you may do so by pressing "EDIT REGISTRATION FORM" button or press "SUBMIT AND SEND OTP" button.

व्यक्तिगत विवरण (Personal Details)

अभ्यर्थी का नाम (Candidate Name):	3C
माता / अभिभावक का नाम (Mother / Guardian Name):	3-01-1994
लिंग (Gender):	
<input type="checkbox"/> मैंने प्रस्तुत किए गए सभी व्यक्तिगत विवरणों की जांच की है। <small>I have verified all personal details submitted.</small>	

वर्तमान पता (Present Address)

पता - पंक्ति 1 (Address Line 1):	abc	पता - पंक्ति 2 (Address Line 2)(Optional):	abc
पता - पंक्ति 3 (Address Line 3)(Optional):		देश (Country):	India
राज्य (State):	ANDHRA PRADESH	ज़िला (District):	ANAKAPALLI
पिन कोड (PIN Code):	262701	ईमेल पता (Email Address):	sher.singh@ntia.ac.in
मोबाइल नंबर (Mobile Number):	91 - 9629330026	वैकल्पिक संपर्क नंबर (Alternate Mobile Number)(Optional):	5544332211

स्थायी पता (Permanent Address)

पता - पंक्ति 1 (Address Line 1):	abc	पता - पंक्ति 2 (Address Line 2)(Optional):	abc
पता - पंक्ति 3 (Address Line 3)(Optional):		देश (Country):	India
राज्य (State):	ANDHRA PRADESH	ज़िला (District):	ANAKAPALLI
पिन कोड (PIN Code):	262701		

मैंने प्रस्तुत किए गए संचार, वर्तमान और स्थायी पते से संबंधित सभी विवरणों की जांच कर ली है।
I have verified Communication, Present and Permanent Address details submitted.

पोर्टल खाता विवरण (Portal Account Details)

सुरक्षा प्रश्न (Security Question):	What is the name of your first school?	सुरक्षा जवाब (Security Answer):	(Not shown due to security reasons)	पासवर्ड (Password):	(Not shown due to security reasons)
-------------------------------------	--	---------------------------------	-------------------------------------	---------------------	-------------------------------------


Declaration

मैं यह घोषणा करता/करती हूँ कि मैंने सूचना पुस्तिका को ध्यानपूर्वक पढ़ने तथा उसमें उल्लिखित प्रावधानों/क्रियाओं को पूर्ण रूप से समझने के बाद यह अनिच्छापूर्वक आवेदन पत्र भरा है। मैं प्रतिबद्धतापूर्वक यह स्वीकार करता/करती हूँ कि इस आवेदन पत्र में मेरे द्वारा प्रदान की गई सभी जानकारीयों और विवरणों में सतर्कतापूर्वक जांच और विश्वास के अनुसार सत्य एवं सही हैं। मैं समझता/समझती हूँ कि यदि इस आवेदन में मेरे द्वारा दी गई कोई भी जानकारी परीक्षा के किसी भी चरण में, यहाँ तक कि परीक्षा/प्रवेश के बाद के चरण में भी, असत्य पाई जाती है, तो मेरा परिणाम रद्द हो सकता है और/या मेरी अभ्यर्थिता रद्द हो सकती है। मैं इन नियमों एवं शर्तों का पालन करने के लिए सहमत हूँ। साथ ही सूचना पुस्तिका, सार्वजनिक सूचनाओं तथा समय-समय पर NTA द्वारा NEET (UG)-2026 के लिए जारी की गई परामर्श/उपदेशिका में उल्लिखित शर्तों का भी पालन करूँगा/करूँगी।

I declare that I have filled out this online application form after carefully reading the Information Bulletin and fully understanding the provisions/procedures mentioned in it. I confirm that all the particulars and information provided by me in this form is true and correct to the best of my knowledge and belief. I understand that my result may be withheld and/or my candidature may be cancelled if any information provided by me in this application is found to be false, during any stage of examination, even including post exam/admission stage. I agree to follow these terms and conditions, along with those mentioned in the Information Bulletin, Public Notices, and Advisories issued by NTA for NEET (UG)-2026 from time to time.


I Agree

Step 5: SMS authentication page of the online application form




Department of Higher Education
Ministry of Education
Government of India

राष्ट्रीय पात्रता सह प्रवेश परीक्षा (एनई) - 2026
DEMO National Eligibility Cum Entrance Test (UG) - 2026



राष्ट्रीय परीक्षा एजेंसी
National Testing Agency
Excellence In Assessment



राष्ट्रीय आयुर्विज्ञान आयोग
National Medical Commission

Home

Review Page - Online Registration Form

Press 'SUBMIT-REGISTRATION FORM' button for final submission of Registration Form.

व्यक्तिगत विवरण(Personal Details)

उम्मीदवार का नाम (Candidate Name):	CANDIDATE	पिता / अभिभावक का नाम (Father / Guardian Name):	FATHER
माता / अभिभावक का नाम (Mother / Guardian Name):	MOTHER	उम्मीदवार की जन्म तिथि (Candidate Date of Birth):	01-01-2009
लिंग (Gender):	Male	<input checked="" type="checkbox"/> मैंने प्रस्तुत किए गए सभी व्यक्तिगत विवरणों की जाँच कर ली है। I have verified all personal details submitted.	

वर्तमान पता (Present Address)

पता - पंक्ति 1 (Address Line 1):	GREATER KAILASH NEW DELHI	पता - पंक्ति 2 (Address Line 2)(Optional):	
पता - पंक्ति 3 (Address Line 3)(Optional):		देश (Country):	IN
राज्य (State):	DELHI	ज़िला (District):	CENTRAL DELHI
पिन कोड (PIN Code):	110019	ईमेल पता (Email Address):	user@nta.nic.in
मोबाइल नंबर (Mobile Number):	91 - 8373914010	वैकल्पिक संपर्क नंबर (Alternate Mobile Number)(Optional):	5544332211

स्थायी पता (Permanent Address)

पता - पंक्ति 1 (Address Line 1):	GREATER KAILASH NEW DELHI	पता - पंक्ति 2 (Address Line 2)(Optional):	
पता - पंक्ति 3 (Address Line 3)(Optional):		देश (Country):	India
राज्य (State):	DELHI	ज़िला (District):	CENTRAL DELHI
पिन कोड (PIN Code):	110019	<input checked="" type="checkbox"/> मैंने प्रस्तुत किए गए दूरस्थ, वर्तमान और स्थायी पते से संबंधित सभी विवरणों की जाँच कर ली है। I have verified Electronic Communication, Present and Permanent Address details submitted.	

पोर्टल खाता विवरण (Portal Account Details)

सुरक्षा प्रश्न (Security Question):	What is your favourite colour ?	सुरक्षा जवाब (Security Answer):	(Not shown due to security reasons)	पासवर्ड (Password):	(Not shown due to security reasons)
-------------------------------------	---------------------------------	---------------------------------	-------------------------------------	---------------------	-------------------------------------


System just sent an OTP via text message (SMS) to Given Mobile No.

Enter One Time Password(OTP) (Sent on given Mobile Number - 8373914010)

Note: If the OTP hasn't been delivered to your mobile yet, please wait a few minutes. If you still haven't received it, click on **Resend** to have the One-Time Password (OTP) sent to your mobile number once again.


Submit-Registration Form

Step 6: Personal credentials page in the application form




Department of Higher Education
Ministry of Education
Government of India

राष्ट्रीय पात्रता सह प्रवेश परीक्षा (एनई) - 2026
DEMO National Eligibility Cum Entrance Test (UG) - 2026



राष्ट्रीय परीक्षा एजेंसी
National Testing Agency
Excellence In Assessment



राष्ट्रीय आयुर्विज्ञान आयोग
National Medical Commission

Home
Change Password
Logout

Application Form Steps

- 1. Register Contact Details
- 2. Register Personal Detail
- 3. Disability Details
- 4. Register Identity Details
- 5. Register APAR ID
- 6. Register Exam & Center Details
- 7. Register Qualification Details
- 8. Register Additional Details
- 9. Register Emergency Contact Detail
- 10. Capture Live Photograph
- 11. Upload Documents
- 12. Final Submit

Name: S1HC29H1 Application No : 26011900095

व्यक्तिगत विवरण(Personal Details)

उम्मीदवार का नाम (Candidate Name)	<input type="text"/>		
उम्मीदवार की जन्म तिथि (Candidate Date of Birth)	<input type="text"/>	<input type="text"/>	<input type="text"/>
लिंग (Gender)	<input type="text"/>		
पिता / अभिभावक का नाम (Father / Guardian Name)	<input type="text"/>		
माता / अभिभावक का नाम (Mother / Guardian Name)	<input type="text"/>		
राष्ट्रियता (Nationality)	<input type="text"/>		
राज्य / केन्द्र शासित प्रदेश जहाँ से 12 ^{वीं} / समतुल्य उत्तीर्ण / परीक्षा दे रहे हैं (State / UT from where 12th / Equivalent Passed / Appearing)	<input type="text"/>		

[NSIC] AIMS से किसी राज्य को चुना जाकर केन्द्र उत्तीर्ण करने वाले उम्मीदवार को उनके और वह उस राज्य में प्रवेश की आवश्यकता नहीं है। चयन का अंतिम निर्णय परीक्षा केन्द्रों के द्वारा राष्ट्रीय आयुर्विज्ञान आयोग (NMC) द्वारा जारी निर्देशों के अनुसार किया जाएगा।
 The selection of State is purely provisional for appearing in the NEET UG 2026 examination and does not guarantee admission in that State. The allocation of seats will be governed by the Guidelines issued by National Medical Commission (NMC) with respect to admission in the MBBS course for the post-examination and counselling process.

श्रेणी (Category)	<input type="text"/>
श्रेणी की पुष्टि करें (Confirm Category)	<input type="text"/>
क्या आपका मातृपेठ है? Are You Habitant?	<input type="text"/>
निवास की जगह (Place of Residence)	<input type="text"/>
वार्षिक परिवारिक आय (Annual Family Income)	<input type="text"/>
निवास देश (Country of Residence)	<input type="text"/>
तैयारी का तरीका (Mode of Preparation)	<input type="text"/>

आज की (एनई) - 2026 की परीक्षा में परंपरिक पोशाक पहनकर उपस्थित होना चाहिए है। (Do you intend to wear traditional dress while appearing in NEET (UG) - 2026)

निर्देशित ड्रेस कोड के संबंध में अधिक जानकारी के लिए सूचना बुलेटिन के अध्याय 11 को देखें। Refer to Chapter 11 of the Information Bulletin for specific instructions on the required Dress Code.

CAPTCHA

Enter CAPTCHA as shown below (case sensitive)

CAPTCHA **AF2366**


Save & Next

Step 8.1: Mode of Identity verification page of the candidate application form (Other Than AADHAAR)



Department of Higher Education
Ministry of Education
Government of India

राष्ट्रीय पात्रता सह प्रवेश परीक्षा (एनईईटी) - 2026
DEMO National Eligibility Cum Entrance Test (UG) - 2026



राष्ट्रीय परीक्षा एजेंसी
National Testing Agency
Excellence In Assessment



राष्ट्रीय आयुर्विज्ञान आयोग
National Medical Commission

Home | [Change Password](#) | [Logout](#)
Name: CANDIDATE | Application No : 260410000060

Application Form Steps

- 1. Register Contact Details
- 2. Register Personal Detail
- 3. Disability Details
- 4. Register Identity Details
- 5. Register APAAR ID
- 6. Register Exam & Center Details
- 7. Register Qualification Details
- 8. Register Additional Details
- 9. Register Emergency Contact Detail
- 10. Capture Live Photograph
- 11. Upload Documents
- 12. Final Submit


पहचान का विवरण (Identity Type Details)

पहचान चुनें (Choose Identity):

--Select--


- Select--
- DigiLocker
- Indian Passport Number
- Non-Indian Passport Number
- PAN Card Number
- Any other valid/current Central / State Govt. issued Photo ID Card

Step 9: Entering the APAAR ID of the candidate




Department of Higher Education
Ministry of Education
Government of India

राष्ट्रीय पात्रता सह प्रवेश परीक्षा (एनईईटी) - 2026
DEMO National Eligibility Cum Entrance Test (UG) - 2026



राष्ट्रीय परीक्षा एजेंसी
National Testing Agency
Excellence In Assessment



राष्ट्रीय आयुर्विज्ञान आयोग
National Medical Commission

Home | [Change Password](#) | [Logout](#)
Name: CANDIDATE | Application No : 260410000060

Application Form Steps

- 1. Register Contact Details
- 2. Register Personal Detail
- 3. Disability Details
- 4. Register Identity Details
- 5. Register APAAR ID
- 6. Register Exam & Center Details
- 7. Register Qualification Details
- 8. Register Additional Details
- 9. Register Emergency Contact Detail
- 10. Capture Live Photograph
- 11. Upload Documents
- 12. Final Submit

अपार आईडी (APAAR ID)

क्या आपके पास अपार आईडी है?
Do you have APAAR ID?

--Select--

[Submit](#)

Step 10: Examination centre and question paper medium details page of the application form.



Department of Higher Education
Ministry of Education
Government of India

राष्ट्रीय पात्रता सह प्रवेश परीक्षा (एनई) - 2026

DEMO National Eligibility Cum Entrance Test (UG) - 2026



राष्ट्रीय परीक्षा एजेंसी
National Testing Agency
Excellence In Assessment



राष्ट्रीय आयुर्विज्ञान आयोग
National Medical Commission

Home
Logout

Name: CANDIDATE
Application No : 250410000050

Application Form Steps

1. Register Contact Details
2. Register Personal Detail
3. Disability Details
4. Register Identity Details
5. Register APMAR ID
6. Register Exam & Center Details
7. Register Qualification Details
8. Register Additional Details
9. Register Emergency Contact Detail
10. Capture Live Photograph
11. Upload Documents
12. Final Submit

परीक्षा के लिए चयन करें (Select for Exam)

यदि आप किसी क्षेत्रीय भाषा का चयन करना चाहते हैं, तो आपका स्थायी या वर्तमान पता उसी राज्य का होना चाहिए।
If you want to select any regional language then your Permanent / Present address should be from that State.

परीक्षा के लिए चयन करें (Select for Exam)	National Eligibility Cum Entrance Test(UG)	
प्रश्न पत्र माध्यम (Question Paper Medium)	--Select--	
परीक्षा राज्य / शहर प्रथम विकल्प (Exam State / City-1st choice)	Select an Option	--Select Exam City--
परीक्षा राज्य / शहर दूसरा विकल्प (Exam State / City-2nd choice)	Select an Option	--Select Exam City--
परीक्षा राज्य / शहर तीसरा विकल्प (Exam State / City-3rd choice)	Select an Option	--Select Exam City--
पिता / अभिभावक का व्यवसाय (Father's / Guardian's Occupation)	--Select--	
पिता / अभिभावक की योग्यता (Father's / Guardian's Qualification)	--Select--	
माता / अभिभावक का व्यवसाय (Mother's / Guardian's Occupation)	--Select--	
माता / अभिभावक की योग्यता (Mother's / Guardian's Qualification)	--Select--	


CAPTCHA

Enter CAPTCHA as shown below (case sensitive)

CAPTCHA: **F49Q23**


[Save & Next](#)

Step 11: Entering the qualification details of the candidate



Department of Higher Education
Ministry of Education
Government of India

राष्ट्रीय पात्रता सह प्रवेश परीक्षा (एनईई) - 2026
DEMO National Eligibility Cum Entrance Test (UG) - 2026



राष्ट्रीय परीक्षा एजेंसी
National Testing Agency
राष्ट्रीय आयुर्विज्ञान आयोग
National Medical Commission

[Home](#)
[Change Password](#)
[Logout](#)

Name: CANDIDATE Application No : 250410000060

Application Form Steps

1. Register Contact Details
2. Register Personal Detail
3. Disability Details
4. Register Identity Details
5. Register APMAR ID
6. Register Exam & Center Details
7. Register Qualification Details
8. Register Additional Details
9. Register Emergency Contact Detail
10. Capture Live Photograph
11. Upload Documents
12. Final Submit

शैक्षिक विवरण (Educational Details)

कक्षा 12th की योग्यता के लिए, कृपया योग्य परीक्षा को सतर्कतापूर्वक दर्ज करें। विवरण के लिए, कृपया सूचना बुलेटिन के अध्याय 6 में योग्यता और योग्य परीक्षा कोड देखें।
For Class 12th qualification, please enter the qualifying exam code carefully. For details, please refer to the Qualification and Qualifying Examination Codes under Chapter 6 of the Information Bulletin.

10th or equivalent (details as per Class 10th board marksheet) Qualification Details

उत्तीर्ण की स्थिति (Pass Status)	उत्तीर्ण / सम्मिलित होने का वर्ष (Year of Passing / Appearing)
<input type="text"/>	<input type="text"/>
योग्यता परीक्षा (Qualifying Exam)	स्कूल का स्थान (Place of School)
<input type="text"/>	<input type="text"/>
योग्यता परीक्षा राज्य (Qualifying Examination State)	स्कूल / कॉलेज का प्रकार (Type of School / College)
<input type="text"/>	<input type="text"/>
स्कूल बोर्ड (School Board)	योग्यता परीक्षा जिला (Qualifying Examination District)
<input type="text"/>	<input type="text"/>
रोल नंबर (Roll Number)	परिणाम मोड (Result Mode)
<input type="text"/>	<input type="text"/>
स्कूल / कॉलेज पिनकोड (School / College PIN Code)	स्कूल / कॉलेज का नाम और पता (School / College Name & Address)
<input type="text"/>	<input type="text"/>

12th or equivalent (details as per Class 12th board marksheet) Qualification Details


उत्तीर्ण की स्थिति (Pass Status)	उत्तीर्ण / सम्मिलित होने का वर्ष (Year of Passing / Appearing)
<input type="text"/>	<input type="text"/>
योग्यता परीक्षा (Qualifying Exam)	स्कूल का स्थान (Place of School)
<input type="text"/>	<input type="text"/>
योग्यता परीक्षा राज्य (Qualifying Examination State)	स्कूल / कॉलेज का प्रकार (Type of School / College)
<input type="text"/>	<input type="text"/>
स्कूल बोर्ड (School Board)	योग्यता परीक्षा जिला (Qualifying Examination District)
<input type="text"/>	<input type="text"/>
रोल नंबर (Roll Number)	परिणाम मोड (Result Mode)
<input type="text"/>	<input type="text"/>
स्कूल / कॉलेज पिनकोड (School / College PIN Code)	स्कूल / कॉलेज का नाम और पता (School / College Name & Address)
<input type="text"/>	<input type="text"/>

CAPTCHA

Enter CAPTCHA as shown below (Case sensitive)


CAPTCHA

00G270




[Save & Next](#)

Step 12: Entering Additional Details pertaining to twin status and previous NEET UG examinations



Department of Higher Education
Ministry of Education
Government of India

राष्ट्रीय पात्रता सह प्रवेश परीक्षा (एनईई) - 2026
DEMO National Eligibility Cum Entrance Test (UG) - 2026



राष्ट्रीय परीक्षा एजेंसी
National Testing Agency
राष्ट्रीय आयुर्विज्ञान आयोग
National Medical Commission

[Home](#)
[Change Password](#)
[Logout](#)

Name: CANDIDATE Application No : 250410000060

Application Form Steps

1. Register Contact Details
2. Register Personal Detail
3. Disability Details
4. Register Identity Details
5. Register APMAR ID
6. Register Exam & Center Details
7. Register Qualification Details
8. Register Additional Details
9. Register Emergency Contact Detail
10. Capture Live Photograph
11. Upload Documents
12. Final Submit

अतिरिक्त जानकारी (Additional Details)

क्या आप जुड़वा हैं और दोनों नीट (एनईई) - 2026 के लिए आवेदन कर रहे हैं (Are you a Twin and both applying for NEET (UG) - 2026)?

अतिरिक्त जानकारी (Additional Details)

क्या आप कभी भीट (एनईई) परीक्षा में उपस्थित हुए हैं (Have you ever appeared in the NEET (UG) examination)?

जन्म स्थान (Place of Birth)

राज्य (State)


जिला (District)

CAPTCHA

Enter CAPTCHA as shown below (Case sensitive)


CAPTCHA

PH2V70




[Save & Next](#)

Step 13: Entering the Emergency Contact Details of the parents or guardians



Department of Higher Education
Ministry of Education
Government of India

राष्ट्रीय पात्रता सह प्रवेश परीक्षा (एजी) - 2026
DEMO National Eligibility Cum Entrance Test (UG) - 2026



राष्ट्रीय परीक्षा एजेंसी
National Testing Agency
राष्ट्रीय आयुर्विज्ञान आयोग
National Medical Commission

Home
Name: CANDIDATE Application No : 250410000060

Application Form Steps

- 1. Register Contact Details
- 2. Register Personal Detail
- 3. Disability Details
- 4. Register Identity Details
- 5. Register APAR ID
- 6. Register Exam & Center Details
- 7. Register Qualification Details
- 8. Register Additional Details
- 9. Register Emergency Contact Detail
- 10. Capture Live Photograph
- 11. Upload Documents
- 12. Final Submit

माता-पिता / अभिभावक का आपातकालीन संपर्क विवरण (Emergency Contact Details of Parents / Guardian's)

देश कोड (Country Code)

मोबाइल नंबर (Mobile Number)

ईमेल पता (Email Address)

Enter CAPTCHA as shown below (case sensitive)

CAPTCHA Get OTP

Step 14: Capture of Live Photograph by Candidate



Department of Higher Education
Ministry of Education
Government of India

राष्ट्रीय पात्रता सह प्रवेश परीक्षा (एजी) - 2026
DEMO National Eligibility Cum Entrance Test (UG) - 2026



राष्ट्रीय परीक्षा एजेंसी
National Testing Agency
राष्ट्रीय आयुर्विज्ञान आयोग
National Medical Commission

Home
Name: CANDIDATE Application No : 250410000060

Application Form Steps

- 1. Register Contact Details
- 2. Register Personal Detail
- 3. Disability Details
- 4. Register Identity Details
- 5. Register APAR ID
- 6. Register Exam & Center Details
- 7. Register Qualification Details
- 8. Register Additional Details
- 9. Register Emergency Contact Detail
- 10. Capture Live Photograph
- 11. Upload Documents
- 12. Final Submit

साइव फोटोग्राफ लें (Take a live photograph)

कृपया साइव फोटोग्राफ लेने से पहले नीचे दिए गए निर्देशों को ध्यानपूर्वक पढ़ें:

Please read the following instructions carefully to capture the live photograph:

1. बिना डिवाइस से और ऑनलाइन सॉफ्टवेयर से, उचित डिवाइस का उपयोग करें। Live Camera बॉक्स में अपनी साइव इमेज दिखाई देंगी। Connect your webcam to the device used for filling the application form. The Live Camera box will display your live image.
2. हमेशा सुप्रसिद्ध और परीक्ष प्रकाश व्यवस्था सुनिश्चित करें। चित्र में केवल एक ही मानव चेहरा होना चाहिए, जो कम से कम चेहरे का 80% भाग ढरे। Ensure a light background, proper lighting, single human face covering 80% of the face.
3. फोटो लेने के लिए "Capture Live Photograph" बटन पर क्लिक करें। Click "Capture Live Photograph" to take the photo.
4. यदि फोटो सही है, तो "Upload Photograph" पर क्लिक करें। यदि सही नहीं है, तो दोबारा कैमरा बंद कर पुनः अपलोड करें। If satisfied, click "Upload Photograph" to upload. If not, retake and upload again.
5. यदि आपका डिवाइस वेबकैम सपोर्ट नहीं करता है, तो QR कोड और चित्र माफ़े QR कोड को स्कैन करें और अपने मोबाइल से फोटो कैमरा व अपलोड करें। फोटो अपलोड होने के बाद "Refresh Captured Photo" पर क्लिक करें। If your device doesn't support a webcam, scan the QR code on the right to capture and upload using your mobile. After uploading, click "Refresh Captured Photo."


साइव कैमरा (Live Camera)

Capture Live Photograph

साइव कैमरा की स्कैन क्वार्टर (Captured Live Photograph)


Upload Photograph Refresh Captured Photo

Step 15: Uploading of necessary documents by the Candidate




Department of Higher Education
Ministry of Education
Government of India

राष्ट्रीय पात्रता सह प्रवेश परीक्षा (एनईईटी) - 2026
DEMO National Eligibility Cum Entrance Test (UG) - 2026



राष्ट्रीय परीक्षा एजेंसी
National Testing Agency
Excellence In Assessment



राष्ट्रीय आर्युविज्ञान आयोग
National Medical Commission

[Home](#)
[Change Password](#)
[Logout](#)

Name: CANDIDATE Application No : 250410000000

Application Form Steps

1. Register Contact Details
2. Register Personal Detail
3. Disability Details
4. Register Identity Details
5. Register APAR ID
6. Register Exam & Center Details
7. Register Qualification Details
8. Register Additional Details
9. Register Emergency Contact Detail
10. Capture Live Photograph
11. Upload Documents
12. Final Submit

दस्तावेज अपलोड (Document Upload)

कृपया सुनिश्चित करें कि सभी जमा किए गए दस्तावेज नीचे दिए गए शर्तिका में उल्लिखित विनिर्देशों के अनुसार हों।
Please ensure that all submitted documents adhere to the specifications mentioned in the table below.
अभीष्ट दस्तावेज अपलोड के अलावा किसी अन्य विधि से सत्यापित भी है, उन्हें अलग दस्तावेज प्रमाण पत्र अपलोड करना आवश्यक है।
Candidates who have verified their identities through methods other than Aadhaar are required to upload their identity proof.

S.No.	Required Document	Document Specifications	Upload	Action	View
1	पासपोर्ट आकार की फोटो (विना मास्क के 80% चेहरे के साथ) (Passport Size Photograph (with 80% face without mask))	Document Format: JPEG/PEG Min Size (KB): 10 Max Size (KB): 200	<input type="button" value="Choose file"/> No file chosen		
2	बाएं और दाएं हाथ की उंगलियों और अंगूठे के निशान (Left and Right hands Fingers and Thumb Impressions)	Document Format: JPEG/PEG Min Size (KB): 10 Max Size (KB): 200	<input type="button" value="Choose file"/> No file chosen		
3	हस्ताक्षर (Signature)	Document Format: JPEG/PEG Min Size (KB): 10 Max Size (KB): 100	<input type="button" value="Choose file"/> No file chosen		
4	कक्षा 10 की मार्कशीट (Class 10 Marksheet)	Document Format: PDF Min Size (KB): 50 Max Size (KB): 300	<input type="button" value="Choose file"/> No file chosen		
5	दसवीं संश्लेषित: अग्रगण्य कॉर्ड (Upload 10th Certificate)	Document Format: PDF Min Size (KB): 50 Max Size (KB): 300	<input type="button" value="Choose file"/> No file chosen		
6	स्थायित्व एवं स्थायी पता प्रमाण (एक ही PDF में अपलोड करें) (Permanent and Permanent Address Proof (Upload as One PDF))	Document Format: PDF Min Size (KB): 50 Max Size (KB): 300	<input type="button" value="Choose file"/> No file chosen		
7	पहचान प्रमाण (Identity Proof)	Document Format: JPEG/PEG Min Size (KB): 10 Max Size (KB): 200	<input type="button" value="Choose file"/> No file chosen		

Step 16: Review page of the online application form

Filed Application Form

व्यक्तिगत विवरण(Personal Details)

अभ्यर्थी का नाम (Candidate Name):	YASH
अभ्यर्थी की जन्म तिथि (Candidate Date of Birth):	28-06-2001
लिंग (Gender):	Male
पिता / अभिभावक का नाम (Father / Guardian Name):	
माता / अभिभावक का नाम (Mother / Guardian Name):	
अभ्यर्थी के अनुसार पात्रता की स्थिति (State of Eligibility as per candidate):	DELHI (NCT)
श्रेणी (Category):	General
क्या आपको मधुमेह है? (Are You Diabetic):	No
निवास की जगह (Place of Residence):	Urban
वार्षिक परिवारिक आय (Annual Family Income):	RS. 100001 -200000
अल्पसंख्यक के हैं (Belongs to Minority):	No
राष्ट्रियता (Nationality):	Indian
निवास देश (Country of Residence):	India
क्या आप नीट (एनईईटी) - 2026 में उपस्थित होने के दौरान ड्रेस कोड के विपरीत धार्मिक पोशाक पहनने का इरादा रखते हैं? (Do you intend to wear Customary Dress contrary to the Dress Code while appearing in NEET (UG) - 2026):	No
तैयारी का तरीका (Mode of Preparation):	Self Study
पहचान सत्यापित (Identity Verified):	PAN Card Number

Step 17: Authentication of the registered E-mail ID



Department of Higher Education
Ministry of Education
Government of India

राष्ट्रीय पात्रता सह प्रवेश परीक्षा (एजी) - 2026
DEMO National Eligibility Cum Entrance Test (UG) - 2026



राष्ट्रीय परीक्षा एजेंसी
National Testing Agency
Excellence In Assessment



राष्ट्रीय आयुर्विज्ञान आयोग
National Medical Commission

Home
Change Password
Logout
Name: CANDIDATE Application No : 250410000056

Verify your Registered Email Id

Registered Email Id

Enter CAPTCHA as shown below

CAPTCHA **59465R**

Step 18: Fee payment by the candidate

National Eligibility Cum Entrance Test (UG) - 2026
NEET (UG) - 2026

This Payment Request will be expired within : 05:58 minute

User Details

Candidate Name	RAHUL	Fee Amount	1700/-
Application Number	260410000002	Customer Id	26041000000201251215175602
Date of Birth	01-01-2009		


Examination Fee Payment

Select Payment Provider :

- SBI MOPS (Debit Card/Credit Card/UPI/Net Banking of any bank)
- Canara Bank Payment Gateway (Debit Card/Credit Card/UPI/Net Banking of any bank)
- ICICI Bank Payment Gateway (Debit Card/Credit Card/UPI/Net Banking of any bank)
- HDFC Bank Payment Gateway (Debit Card/Credit Card/UPI/Net Banking of any bank)




Click here to [Cancel](#) this Transaction.

Step 19: Confirmation Page



राष्ट्रीय पात्रता सह प्रवेश परीक्षा (यूजी) - 2026
 DEMO National Eligibility Cum Entrance Test (UG) - 2026
 Confirmation Page




Application Number	260410000021		-			
DO NOT SEND THIS PAGE TO NATIONAL TESTING AGENCY (NTA). CANDIDATE IS REQUESTED TO RETAIN THE PRINTOUT OF CONFIRMATION PAGE FOR FUTURE REFERENCE.						
व्यक्तिगत विवरण(Personal Details)						
उम्मीदवार का नाम (Candidate Name)		उम्मीदवार की जन्म तिथि (Candidate Date of Birth)	29-06-2001			
माता / अभिभावक का नाम (Mother / Guardian Name)		लिंग (Gender)	Male			
पिता / अभिभावक का नाम (Father / Guardian Name)		राष्ट्रियता (Nationality)	Indian			
उम्मीदवार के अनुमति प्राप्त होने की स्थिति (State of Eligibility as per candidate)		DELHI (NCT)				
श्रेणी (Category)	General					
निवास की जगह (Place of Residence)	Urban					
वार्षिक परिवारिक आय (Annual Family Income)	INR 100001 - 500000					
क्या आपको मधुमेह है? Are You Diabetic?	No					
अल्पसंख्यक के हैं (Belongs to Minority)	No					
निवास देश (Country of Residence)	India					
क्या आप कस्टमर ड्रेस (यूजी) - 2026 में उपस्थित होने के दौरान ट्रेड कोड के विरुद्ध कस्टमर ड्रेस पहनने का इरादा रखते हैं? (Do you intend to wear Customary Dress contrary to the Dress Code while appearing in NEET (UG) - 2026?)	No					
तैयारी का तरीका (Mode of Preparation)	Self Study					
समस्या समाधान (Identity Verified)	PIAN Card Number					
आधार आईडी (AAR ID)	No					
विकलांगता विवरण (Disability Details)						
क्या आप PwD/PwBD उम्मीदवार हैं? (Are you PwD/PwBD Candidate?)	No					
परीक्षा के लिए चयन करें (Select for Exam)						
परीक्षा के लिए चयन करें (Select for Exam)	<input checked="" type="checkbox"/> National Eligibility Cum Entrance Test(UG)					
प्रश्न पत्र माध्यम (Question Paper Medium)	English					
परीक्षा राज्य / शहर-विकास विकल्प (Exam State / City-Tst choice)	DELHI (NCT) - Delhi/New Delhi					
शैक्षिक विवरण (Educational Details)						
10th or equivalent (details as per Class 10th board marksheet) Marks Details						
उत्तीर्ण की स्थिति (Pass Status) : Passed	उत्तीर्ण / उम्मीदवार होने का वर्ष (Year of Passing / Appearing) : 2021					
स्कूल का स्थान (Place of School) : Urban	योग्यता परीक्षा (Qualifying Exam) : 10th or Equivalent					
स्कूल / कॉलेज का प्रकार (Type of School / College) : Government School	योग्यता परीक्षा राज्य (Qualifying Examination State) : DELHI					
योग्यता परीक्षा विभाग (Qualifying Examination District) : NORTH WEST DELHI	स्कूल बोर्ड (School Board) : OTHER - JPN delhi					
कुल अंक (Total Marks) : 500	Obtained Marks : 400					
रोल नंबर (Roll Number) : 2000012	Marks(%) : 80					
स्कूल / कॉलेज पिनकोड (School / College PIN Code) : 110094	स्कूल / कॉलेज का नाम और पता (School / College Name & Address) : DPS DELHI					
12th or equivalent (details as per Class 12th board marksheet) Marks Details						
उत्तीर्ण की स्थिति (Pass Status) : Passed	उत्तीर्ण / उम्मीदवार होने का वर्ष (Year of Passing / Appearing) : 2024					
स्कूल का स्थान (Place of School) : Urban	योग्यता परीक्षा (Qualifying Exam) : CBSE 02					
स्कूल / कॉलेज का प्रकार (Type of School / College) : Government School	योग्यता परीक्षा राज्य (Qualifying Examination State) : DELHI					
योग्यता परीक्षा विभाग (Qualifying Examination District) : NORTH WEST DELHI	स्कूल बोर्ड (School Board) : OTHER - DPS DELHI					
कुल अंक (Total Marks) : 500	Obtained Marks : 400					
रोल नंबर (Roll Number) : 2222222	Marks(%) : 80					
स्कूल / कॉलेज पिनकोड (School / College PIN Code) : 110094	स्कूल / कॉलेज का नाम और पता (School / College Name & Address) : DPS DELHI KAFUWAL NAGAR					
अतिरिक्त जानकारी (Additional Details)						
क्या आप जुड़वा हैं और दोनों नीट (यूजी) - 2026 के लिए आवेदन कर रहे हैं? (Are you a Twin and both applying for NEET (UG) - 2026?)	No					
अतिरिक्त जानकारी (Additional Details)						
क्या आप कभी भी नीट (यूजी) परीक्षा में उपस्थित हुए हैं? (Have you ever appeared in the NEET (UG) examination?)	Yes					
नीट (यूजी) में पिछले प्रयासों की संख्या (No. of Previous Attempts in NEET (UG))	1					
जन्म स्थान (Place of Birth) / राज्य (State) / जिला (District)	India / DELHI (NCT) / NORTH WEST DELHI					
वर्तमान पता (Present Address)						
पता - पंक्ति 1 (Address Line 1), पता - पंक्ति 2 (Address Line 2), पता - पंक्ति 3 (Address Line 3)(Optional)						
जिला (District), राज्य (State), देश (Country), पिन कोड (PIN Code)	NORTH EAST DELHI, DELHI, India, 110094					
ईमेल पता (Email Address)	ROJ****@NTA.AC.IN					
मोबाइल नंबर (Mobile Number)	01 - 991****907					
वैकल्पिक संपर्क नंबर (Alternate Mobile Number) (Optional)						
Permanent Address						
पता - पंक्ति 1 (Address Line 1), पता - पंक्ति 2 (Address Line 2), पता - पंक्ति 3 (Address Line 3)(Optional)						
जिला (District), राज्य (State), देश (Country), पिन कोड (PIN Code)	DELHI, DELHI, India, 110094					
उम्मीदवार द्वारा अपलोड किए गए चित्र (Images Uploaded by Candidate)						
फोटो (Photo)	बाएं और दाएं हाथ की उंगलियों और अंगूठे के निशान (Left and Right hands Fingers and Thumb impressions)	हस्ताक्षर (Signature)	Captured Photograph			
						
Fee Payment Details						
Activity	Application No	Reference No	Transaction Date	Amount	Customer ID	Payment Mode
Application fee	260410000021	CHDS084170ALAI	07/01/2026 18:12:41	15	26041000002101260107181133	EPG

Important Points to Note

Candidates are required to go through the Information Bulletin carefully and acquaint themselves with the following: -

- i. Candidates can apply for **NEET (UG) - 2026 "Online"** only. **No offline application will be entertained.**
- ii. Information Bulletin can be downloaded from the website www.nta.ac.in/, <https://neet.nta.nic.in/>
- iii. **Candidates must retain the following documents with them as reference for future correspondence:**
 - a) **Printouts** of the *Confirmation Page of Online Application*.
 - b) **Proof of fee paid** (i.e. Bank transaction details supported by confirmation page).
 - c) At least **4-6 copies of identical passport size and 4-6 postcard size Photographs** which were scanned and uploaded on the Online Application.
 - d) Copy of the system generated **Self Declaration in respect of candidates from U.T of J&K** who have opted for seats under 15% All India Quota.
- iv. Candidates must ensure that mobile numbers, e-mail ID filled in the Online Application form are their own or their parents only. The **NTA** will communicate by SMS and/or e-mail on the given mobile number and e-mail ID respectively only.
- v. The **NTA** will not be responsible for non-receipt of the latest information due to incorrect mobile number, e-mail ID, and correspondence address filled in the Online Application Form.
- vi. The fee can be submitted through **Online Mode i.e. Debit/ Credit card and Net-banking/UPI using State Bank of India/Canara Bank/ICICI Bank/HDFC Bank:**
 - Check the validity of the Debit/ Credit Card and keep it ready with you while logging on to the website for submitting the application form. The candidate should enter the information asked for and make payment through a Debit/ Credit Card.
 - For using Net-banking/UPI, check the balance in your account and keep all credentials ready with you while logging on to the website for submitting an application form. Candidate should login with his/her credentials of Net-banking and make payment through Net-banking/UPI.
- vii. Final Submission of Online Application will remain incomplete and unsuccessful in case of failure to complete Step 3 of Online Application, i.e., non-payment of fee. **Generation of the confirmation page confirms that the Application has been submitted successfully.** The non-generation of confirmation page indicates that the process of payment of the fee has not been completed and thus application has not been submitted successfully.
- viii. Candidates must preserve the Admit Cards till their admission to **Undergraduate Medical Courses**.
- ix. Ensure that correct data is submitted in the online application. Any correction pertaining to the photograph and signature of the candidate will be intimated through e-mail/SMS and the same will be available in the candidate's login account. Other permissible corrections can also be carried through log-in account only during the schedule fixed for the same. Candidates may ensure clear photographs and signatures are uploaded. Thereafter, no

- request for correction(s) will be entertained except when the window for correction in all fields opens.
- x. The eligibility of the candidate will be determined on the last date of submission of the online Application Form.
 - xi. **NEET (UG) - 2026** will be held on **03 May 2026 (Sunday)**.
 - xii. **NEET (UG) - 2026** will be held in a single stage and would be an objective type test.
 - xiii. Indian Nationals, Non-Resident Indians (NRIs), Overseas Citizens of India (OCI)/Foreign Nationals are eligible to appear in **NEET (UG) - 2026**.
 - xiv. **Only one application should be submitted by a candidate.**
 - xv. Particulars filled in Application Form need to be chosen carefully as options once exercised cannot be changed later including Examination Centre city and Medium of Question Paper except when the window for correction in all fields opens.
 - xvi. Allotment of Centre is made by computer and there is no human intervention. Under no circumstances, the allotted Centre shall be changed by the **NTA**.
 - xvii. The candidates can download Admit Card for the Examination from the website <https://neet.nta.nic.in/>.
 - xviii. The candidates can download the Result, Marks cum Rank Sheet from the website <https://neet.nta.nic.in/>.
 - xix. For the latest updates, candidates must regularly visit the website <https://neet.nta.nic.in/>, <https://www.mohfw.gov.in/> & <https://mcc.nic.in/> for **MBBS/BDS Courses** and <https://www.ayush.gov.in/> & <https://aacc.gov.in/> for **BAMS/BSMS/BUMS/BHMS Courses** and the websites of concerned States/Institutions till the completion of the final round of counselling.
 - xx. Candidates should fill up the online form and pay the fee well in advance to avoid the last-minute rush on the server. No request regarding non-submission of application/fee (due to any reason) will be entertained.
 - xxi. Candidates must note that mere deduction of fee from the bank account is not a proof of fee payment. The payment should be supported by an updated fee in the account of the candidate. The generation of confirmation page is the proof of successful submission of the Application Form.
 - xxii. The result of the **NEET (UG) - 2026** may be utilized by other entities of Central/State Governments for admission purposes in accordance with their rules and in consultation with the Ministry of Health and Family Welfare, Government of India.
 - xxiii. **Indian Citizens/ Overseas Citizens of India intending to pursue MBBS/ BDS from a foreign Medical / Dental Institute need to qualify for NEET (UG) - 2026.**

Candidates are advised to regularly visit the NTA website for the latest updates. NTA will communicate all instructions through the website only.

THE SCHEDULE

[See clause (2c) of section 2]

SPECIFIED DISABILITY

1. Physical disability.—

A. Locomotor disability (a person's inability to execute distinctive activities associated with movement of self and objects resulting from affliction of musculoskeletal or nervous system or both), including—

(a) "leprosy cured person" means a person who has been cured of leprosy but is suffering from—

(i) loss of sensation in hands or feet as well as loss of sensation and paresis in the eye and eye-lid but with no manifest deformity;

(ii) manifest deformity and paresis but having sufficient mobility in their hands and feet to enable them to engage in normal economic activity;

(iii) extreme physical deformity as well as advanced age which prevents him/her from undertaking any gainful occupation, and the expression "leprosy cured" shall construed accordingly;

(b) "cerebral palsy" means a Group of non-progressive neurological condition affecting body movements and muscle coordination, caused by damage to one or more specific areas of the brain, usually occurring before, during or shortly after birth;

(c) "dwarfism" means a medical or genetic condition resulting in an adult height of 4 feet 10 inches (147 centimeters) or less;

(d) "muscular dystrophy" means a group of hereditary genetic muscle disease that weakens the muscles that move the human body and persons with multiple dystrophy have incorrect and missing information in their genes, which prevents them from making the proteins they need for healthy muscles. It is characterised by progressive skeletal muscle weakness, defects in muscle proteins, and the death of muscle cells and tissue;

(e) "acid attack victims" means a person disfigured due to violent assaults by throwing of acid or similar corrosive substance.

B. Visual impairment—

(a) "blindness" means a condition where a person has any of the following conditions, after best correction—

(i) total absence of sight; or

(ii) visual acuity less than 3/60 or less than 10/200 (Snellen) in the better eye with best possible correction; or

(iii) limitation of the field of vision subtending an angle of less than 10 degree.

(b) "low-vision" means a condition where a person has any of the following conditions, namely:—

(i) visual acuity not exceeding 6/18 or less than 20/60 upto 3/60 or upto 10/200 (Snellen) in the better eye with best possible corrections; or

(ii) limitation of the field of vision subtending an angle of less than 40 degree up to 10 degree.

C. Hearing impairment—

(a) "deaf" means persons having 70 DB hearing loss in speech frequencies in both ears;

(b) "hard of hearing" means person having 60 DB to 70 DB hearing loss in speech frequencies in both ears;

D. "speech and language disability" means a permanent disability arising out of conditions such as laryngectomy or aphasia affecting one or more components of speech and language due to organic or neurological causes.

2. Intellectual disability, a condition characterised by significant limitation both in intellectual functioning (reasoning, learning, problem solving) and in adaptive behaviour which covers a range of every day, social and practical skills, including—

(a) "specific learning disabilities" means a heterogeneous group of conditions wherein there is a deficit in processing language, spoken or written, that may manifest itself as a difficulty to comprehend, speak, read, write, spell, or to do mathematical calculations and includes such conditions as perceptual disabilities, dyslexia, dysgraphia, dyscalculia, dyspraxia and developmental aphasia;

(b) "autism spectrum disorder" means a neuro-developmental condition typically appearing in the first three years of life that significantly affects a person's ability to communicate, understand relationships and relate to others, and is frequently associated with unusual or stereotypical rituals or behaviours.

3. Mental behaviour,—

"mental illness" means a substantial disorder of thinking, mood, perception, orientation or memory that grossly impairs judgment, behaviour, capacity to recognise reality or ability to meet the ordinary demands of life, but does not include retardation which is a condition of arrested or incomplete development of mind of a person, specially characterised by subnormality of intelligence.

4. Disability caused due to—

(a) chronic neurological conditions, such as—

(i) "multiple sclerosis" means an inflammatory, nervous system disease in which the myelin sheaths around the axons of nerve cells of the brain and spinal cord are damaged, leading to demyelination and affecting the ability of nerve cells in the brain and spinal cord to communicate with each other;

(ii) "parkinson's disease" means a progressive disease of the nervous system marked by tremor, muscular rigidity, and slow, imprecise movement, chiefly affecting middle-aged and elderly people associated with degeneration of the basal ganglia of the brain and a deficiency of the neurotransmitter dopamine.

(b) Blood disorder—

(i) "haemophilia" means an inheritable disease, usually affecting only male but transmitted by women to their male children, characterised by loss or impairment of the normal clotting ability of blood so that a minor wound may result in fatal bleeding;

(ii) "thalassemia" means a group of inherited disorders characterised by reduced or absent amounts of haemoglobin.

(iii) "sickle cell disease" means a hemolytic disorder characterised by chronic anemia, painful events, and various complications due to associated

Sec. 1] THE GAZETTE OF INDIA EXTRAORDINARY 35

tissue and organ damage; "hemolytic" refers to the destruction of the cell membrane of red blood cells resulting in the release of hemoglobin.

5. Multiple Disabilities (more than one of the above specified disabilities) including deaf blindness which means a condition in which a person may have combination of hearing and visual impairments causing severe communication, developmental, and educational problems.

6. Any other category as may be notified by the Central Government.

DR. G. NARAYANARAJU,
Secretary to the Govt. of India.

UPLOADED BY THE GENERAL MANAGER, GOVERNMENT OF INDIA PRESS, MINTO ROAD, NEW DELHI-110002
AND PUBLISHED BY THE CONTROLLER OF PUBLICATIONS, DELHI-110054.

GMG/PMRND-4011G(S3)-28-12-2016.

MANOJ
KUMAR

Digitally signed by
MANOJ KUMAR
DN: cn=MANOJ KUMAR,
o=Govt. of India,
c=IN

Annexure-II

(Ministry of Social Justice & Empowerment, Govt. of India Office memorandum No F. No. 34-02/2015- DD-III dated 29 August 2018)

Certificate regarding physical limitation in an examinee to write

This to certify that, I have examined Mr/ Ms/ Mrs _____ (Name of the candidate with disability), a person with _____ (nature and percentage of disability as mentioned in the certificate of disability), S/ o/ D/ o _____ a resident of _____ (Village/ District/ State) and to state that he/ she has physical limitation which hampers his/her writing capabilities owing to his/ her disability.

Signature

Chief Medical Officer/ Civil Surgeon/ Medical Superintendent of a
Government health care institution

Name & Designation.

Name of Government Hospital/Health Care Centre with Seal

Place:

Date:

Note:- Certificate should be given by a specialist of the relevant stream/ disability (eg. Visual impairment — Ophthalmologist, Locomotor disability — Orthopedic specialist/ PMR).

(More than 40%)

LETTER OF UNDERTAKING FOR USING OWN SCRIBE

I _____, a candidate with _____ (nature of the disability) appearing for _____ (name of the examination) bearing Roll No. _____ at _____ (name of the centre) in the District _____, _____ (name of the State). My educational qualification is _____.

2. I do hereby state that _____ (name of the scribe) will provide the service of scribe /reader / lab assistant for the undersigned for taking the aforementioned examination.

3. I do hereby undertake that his qualification is _____. In case, subsequently it is found that his qualification is not as declared by the undersigned and is beyond my qualification. I shall forfeit my right to the post and claims relating thereto.

(Signature of the candidate)

(counter signature by the parent/guardian, if the candidate is minor)

Place:

Date:

Annexure-IV

(Ministry of Social Justice & Empowerment, Govt. of India F. No. 29-6/2019-DD-III dated 10 August 2022)

Certificate for person with specified disability covered under the definition of Section 2 (s) of the RPwD Act, 2016 but not covered under the definition of Section 2(r) of the said Act, i.e. persons having less than 40% disability and having difficulty in writing

This is to certify that, we have examined Mr/Ms/Mrs (Name of the candidate), S/o /D/o, a resident of (Vill/PO/ PS/ District/ State), aged yrs, a person with (nature of disability/condition), and to state that he/ she has limitation which hampers his/her writing capability owing to his/her above condition. He/she requires support of scribe for writing the examination.

2. The above candidate uses aids and assistive device such as prosthetics & orthotics, hearing aid (name to be specified) which is /are essential for the candidate to appear at the examination with the assistance of scribe.

3. This certificate is issued only for the purpose of appearing in written examinations conducted by recruitment agencies as well as academic institutions and is valid upto _____ (it is valid for maximum period of six months or less as may be certified by the medical authority)

Signature of Medical Authority

(Signature & Name)	(Signature & Name)	(Signature & Name)	(Signature & Name)	(Signature & Name)
Orthopedic/PMR specialist	Clinical Psychologist/Rehabilitation Psychologist/Psychiatrist/Special Educator	Neurologist (if available)	Occupational therapist (if available)	Other Expert, as nominated by the Chairperson (if any)
(Signature & Name)				
Chief Medical Officer/Civil Surgeon/Chief District Medical Officer.....Chairperson				

Name of Government Hospital/Health Care Centre with Seal

Place:

Date:

Annexure – V

(Less than 40%)

(Ministry of Social Justice & Empowerment, Govt. of India F. No. 29-6/2019-DD-III dated 10 August 2022)

Letter of Undertaking by the person with specified disability covered under the definition of Section 2 (s) of the RPwD Act, 2016 but not covered under the definition of Section 2(r) of the said Act, i.e. persons having less than 40% disability and having difficulty in writing

I _____, a candidate with _____ (nature of disability/condition) appearing for the _____(name of the examination) bearing Roll No. _____ at _____ (name of the centre) in the District _____, _____ (name of the State). My educational qualification is _____.

2. I do hereby state that _____ (name of the scribe) will provide the service of scribe for the undersigned for taking the aforementioned examination.

3. I do hereby undertake that his qualification is _____. In case, subsequently it is found that his qualification is not as declared by the undersigned and is beyond my qualification, I shall forfeit my right to the post or certificate/diploma/degree and claims relating thereto.

(Signature of the candidate)

(counter signature by the parent/guardian, if the candidate is minor)

Place:

Date:

Annexure-VI

Certificate to be signed by the Class-I Gazetted Officer / Principal / Headmaster

Live photograph as
per NEET (UG) 2026
application form

Name of the Candidate: _____

Application No.: _____

Latest photograph to
be affixed by the
candidate duly
attested by a
Principal/Head
Master/Class-I
Gazetted Officer

It is certified that Mr./Ms. _____ S/o-D/o Sh. _____
R/o _____ appearing in NEET (UG)-2026 with application no. _____
is/was studying in class _____ at _____ (school) and his/her
latest photograph matches with that in the application form.

Name : _____

Designation : _____

Principal / Headmaster of the School / Class-I Gazetted Officer (such as Tehsildar, Revenue Officer, SDM, DM)
Class-I Gazetted Officer of the Indian Embassy (for NRI Candidates)

School Name and Address : _____

Contact Number : _____

Signature : _____

Stamp/Seal of Principal/Headmaster/
Class-I Gazetted Officer : _____

Date : _____

Place : _____

Note: The signature of the attesting authority should be affixed in such a manner that it appears partly on the certificate and partly on the latest photograph



शिक्षा मंत्रालय
MINISTRY OF
EDUCATION

सत्यमेव जयते



राष्ट्रीय परीक्षा एजेंसी
National Testing Agency

Excellence in Assessment



First Floor, NSIC-MDBP Building,
Okhla Industrial Estate, New Delhi-110020



neetug2026@nta.ac.in



011-40759000, 011-69227700 (Helpdesk)



neet.nta.nic.in, nta.ac.in

Contact Helpdesk for Support, You can also visit during working days between 10AM to 5PM

INFORMATION BULLETIN

For Admission to Undergraduate Medical Courses