



राष्ट्रीय परीक्षा एजेंसी
National Testing Agency
Excellence in Assessment



वैज्ञानिक तथा औद्योगिक अनुसंधान परिषद
COUNCIL OF SCIENTIFIC & INDUSTRIAL RESEARCH

JOINT CSIR – UGC NET JUNE – 2026

INFORMATION BULLETIN

csirnet@nta.ac.in
<https://nta.ac.in/>
<https://csirnet.nta.nic.in/>



Vision

The right candidates joining best institutions will give India her demographic dividend.

Mission

To improve equity and quality in education by administering research-based valid, reliable, efficient, transparent, fair and international level assessments. The best subject matter experts, psychometricians and IT delivery and security professionals will ensure that the current gaps in existing assessment systems are properly identified and bridged.

Core Values

- ✓ Quality
- ✓ Efficiency
- ✓ Effectiveness
- ✓ Equity
- ✓ Security
- ✓ Collaboration

Excellence in Education Assessments

TABLE OF CONTENT

CHAPTER NO.	CHAPTER NAME	PAGE NO.
	IMPORTANT INFORMATION AND DATES AT A GLANCE	2
CHAPTER – 1	INTRODUCTION ABOUT NTA AND JOINT CSIR- UGC NET	3-5
CHAPTER – 2	ELIGIBILITY CRITERIA	6-8
CHAPTER – 3	DETAILS OF EXAMINATION	9-11
CHAPTER – 4	FACILITY FOR PwD/PwBD CANDIDATES	12-14
CHAPTER – 5	REGISTRATION AND APPLICATION PROCESS	15-21
CHAPTER – 6	ADMIT CARD, INSTRUCTION AND PROHIBITED MATERIALS	22-25
CHAPTER – 7	UNFAIR MEANS PRACTICES	26-27
CHAPTER – 8	PROCEDURE OF DECLARATION OF RESULT	28
CHAPTER – 9	GENERAL / MISCELLANEOUS PROVISIONS	29
CHAPTER – 10	CORRESPONDENCE WITH NTA	30
ANNEXURE-I	JOINT CSIR- UGC NET SUBJECTS	31
ANNEXURE-II	The GAZETTE OF INDIA NOTIFICATION RELATED TO PwD/PwBD CANDIDATES	32-34
ANNEXURE –III	LETTER OF UNDERTAKING FOR USING OWN SCRIBE (More Than 40%)	35
ANNEXURE –IV	CERTIFICATE FOR PERSON WITH SPECIFIED DISABILITY COVERED UNDER THE DEFINITION OF SECTION 2 (S) OF THE RPWD ACT, 2016 BUT NOT COVERED UNDER THE DEFINITION OF SECTION 2(R) OF THE SAID ACT, I.E. PERSONS HAVING LESS THAN 40% DISABILITY AND HAVING DIFFICULTY IN WRITING	36
ANNEXURE- V	LETTER OF UNDERTAKING FOR USING OWN SCRIBE (Less Than 40%)	37
ANNEXURE -VI	REPLICA OF APPLICATION FORM	38-60
ANNEXURE-VII	PAYMENT OF EXAM FEE - PROCEDURE/ MODE / SERVICE PROVIDER(S), SERVICES CHARGES AND HELPDESK	61-62
ANNEXURE -VIII	LIST OF EXAM CITIES FOR JOINT CSIR- UGC NET June, 2026	63-68
ANNEXURE -IX	ATTESTATION FORM (For 'Result Awaited' Candidates only) or (For Enrolled Candidates only)	69
ANNEXURE -X	FORMAT OF OBC CERTIFICATE	70
ANNEXURE -XI	FORMAT OF SC/ST CERTIFICATE	71
ANNEXURE -XII	FORMAT OF EWS CERTIFICATE	72
ANNEXURE -XIII	PROCEDURE FOR APPEARING IN COMPUTER BASED TEST (CBT)	73-79
ANNEXURE -XIV	HELPDESK CONTACT DETAILS OF JOINT CSIR- UGC NET	80

LIST OF ABBREVIATIONS

CBT	Computer Based Test
CSIR	Council of Scientific and Industrial Research
EWS	Economically Weaker Section
GOI	Government of India
MCQ	Multiple Choice Question
MoE	Ministry of Education
NDA	Non-Disclosure Agreement (NDA)
NFOBC	National Fellowship for Other Backward Classes
NFSC	National Fellowship for Schedule Caste
NFPwD	National Fellowship for Persons with Disabilities
NTA	National Testing Agency
OBC-NCL	Other Backward Classes-Non-Creamy Layer
PwD	Persons with Disabilities
RPwD	The Rights of Persons with Disabilities Act, 2016
SC	Scheduled Castes
ST	Scheduled Tribes
UGC	University Grant Commission
UPI	Unified Payment Interface (UPI)
UR	Unreserved
UT	Union Territory

IMPORTANT INFORMATION AND DATES AT A GLANCE

Joint CSIR-UGC NET June, 2026

Name of the Examination	Joint CSIR-UGC NET June, 2026
Online registration and submission of Application Form through NTA Website: https://csirnet.nta.nic.in	27-05-2026 to 19-06-2026 (upto 11:50 P.M.)
Last date for successful transaction of Examination fee	20-06-2026 (upto 11:50 P.M.)

Fee Payable for JOINT CSIR-UGC NET June, 2026 (Debit/Credit Card/UPI or Internet Banking through any of the payment gateway of SBI/ICICI)	
Category	Application Fee
General	INR 1150
General-EWS/OBC(NCL)*	INR 600
SC/ST/PwD/PwBD/Third Gender	INR 325
Note:	
<ul style="list-style-type: none"> • An applicant can apply for payment through net-banking/debit/credit card/UPI. • Service charges of the concerned Bank/ Payment Gateway Integrator, as applicable. • Applicants are advised to read Payment instructions carefully before paying the application fee. 	

Name of the Examination	JOINT CSIR-UGC NET June, 2026	
Correction in the Particulars of Application Form online only	22-06-2026 to 23-06-2026 (upto 11:50 P.M.)	
City Intimation Slip	To be announced later through website.	
Downloading of Admit Card by the Candidate from NTA Website	To be announced later through website.	
Mode of Examination	Computer Based Test (CBT)	
Pattern of Examination	Objective Type with MCQ	
Duration of Examination	180 minutes (03 hours)	
Date(s) of Examination Schedule	17 th and 18 th July, 2026	
Timing of Examination	Shift 1	09:00 a.m. to 12:00 Noon
	Shift 2	03:00 p.m. to 06:00 p.m.
Centre, Date and Shift of Joint CSIR-UGC NET Examination	As mentioned on the Admit Card	
Display of Recorded Responses and Answer Keys	Will be announced later on website	
Declaration of Result on NTA Website	Will be announced later on website	
Website	https://csirnet.nta.nic.in / www.nta.ac.in	

**OBC (Other Backward Classes)-NCL (Non-Creamy Layer) as per the central list of Other Backward Classes available on the website of National Commission for Backward Classes. The candidates falling in this list may mention OBC in the Category Column.*

State list OBC Candidates who are not in OBC-NCL (Central List) may choose General (EWS) in case they fulfill the prescribed requirement in this regard.

CHAPTER – 1: INTRODUCTION ABOUT NTA AND JOINT CSIR- UGC NET

1.1. About National Testing Agency (NTA)

The Ministry of Education (MoE), Government of India (GOI) has established the National Testing Agency (NTA) as an independent, autonomous, and self-sustained premier testing organization under the Societies Registration Act (1860) for conducting efficient, transparent and international standard tests in order to assess the competency of candidates for admissions to premier higher education institutions.

The National Testing Agency (NTA) has been entrusted by the Council of Scientific and Industrial Research (CSIR), with the task of conducting of Joint CSIR-UGC NET, June, 2026 which is a test to determine the eligibility of Indian nationals for 'award of Junior Research Fellowship and appointment as Assistant Professor', 'appointment as Assistant Professor and admission to Ph.D.' and 'admission to Ph.D. only' in Indian universities and colleges.

1.2. About Joint CSIR-UGC Fellowship

CSIR and UGC provide Research Fellowships for research under expert guidance of faculty members/scientists working in University Departments/ National Laboratories and Institutions in various fields of Science and interdisciplinary areas of research. Joint CSIR-UGC NET Fellowships are accepted in Universities/IITs/Post Graduate Colleges/Govt. Research Establishments including those of the CSIR, Research & Development establishments of recognized public or private sector industrial firms and other recognized institutions. Only bonafide Indian Citizens are eligible for the test. Joint CSIR-UGC NET Fellowships are accepted in India.

There is no end period for the validity of the qualifying certificate of Assistant Professor.

The award of Joint CSIR-UGC NET Fellowship is for a fixed tenure and does not imply any assurance or guarantee for subsequent employment by CSIR-UGC NET to the beneficiary.

- The candidates qualifying under the 'appointment as Assistant Professor and admission to Ph.D.' category will be eligible for appointment as Assistant Professor and admission to Ph.D. but not for the award of JRF.
- The candidates qualifying under the 'admission to Ph.D. only' category will be eligible for admission to Ph.D. only but not for the award of JRF and/or appointment as Assistant Professor.

- The eligibility will be determined in the following manner:

Qualified for	Eligible for		
	JRF	Assistant Professor	Ph.D. admission
Category-1 Award of JRF and appointment as Assistant Professor	Yes	Yes	Yes
Category-2 Appointment as Assistant Professor and admission to Ph.D.	No	Yes	Yes
Category-3 Admission to Ph.D. only	No	No	Yes

- The JRF-qualified candidates are admitted into the Ph.D. programme based on an interview as per the UGC (Minimum Standards and Procedures for Award of Ph.D. Degree) Regulations, 2022.
- Joint CSIR-UGC NET under category-2 and category-3 can be used as an entrance test for Ph.D. admission in place of entrance tests conducted by the different universities/HEIs for admission to Ph.D.
- For admission to Ph.D., the marks obtained in the Joint CSIR-UGC NET by the candidates in category-2 and category-3 will be valid for a period of one year from the date of declaration of the result of Joint CSIR-UGC NET.
- For candidates qualified under the category-2 and category-3, the marks obtained in the Joint CSIR-UGC NET written examination will have 70% weightage at the time of admission and 30% weightage will be based on the performance in the interview/viva voce conducted by the concerned University/HEI concerned.
- The number of candidates who will be qualified for JRF-NET, Assistant Professor and 'admission to the Ph.D. only' will be decided by the results committee.

1.3. About Junior Research Fellowship Stipend

The stipend of a JRF selected through CSIR- National Eligibility Test (NET) will be Rs. 37,000/- per month for the first two years. In addition, annual contingent grant of Rs. 20,000/- is reimbursed directly to the fellow. The Fellowship will be governed by terms and conditions of CSIR, UGC or Research Scheme, as applicable.

On Completion of two years as JRF and if the Fellow is registered for Ph.D., the Fellowship will be upgraded to SRF (NET) and the stipend will be increased to Rs. 42,000/- per month for the 3rd and subsequent years, on the basis of assessment of Fellows' research progress/ achievements through interview by an Expert Committee consisting of the Guide, Head of the Department and External Member from outside the University/ Institution (who is an expert in the relevant field, not below the rank of Professor/ Associate Professor). As far as possible, the External Member should be the chairman of three members Committee. Where the guide happens to be the Head of the Department, the Dean, Faculty of Science or any senior member of the Department may be associated as the third member of the Committee. In the event of the Committee not recommending up-gradation or the fellow has not registered for Ph.D., the candidate will continue to receive JRF with a stipend of Rs. 37,000/- per month for the 3rd year or his/her fellowship may be terminated depending upon the recommendation of the Committee and the decision of CSIR in this regard will be final.

The number of fellowship for each subject is limited and may vary from exam cycle to exam cycle.

1.4 Joint CSIR-UGC NET Examination June, 2026

National Fellowships/Schemes (NFOBC, NFSC and NFPwD/NFPwBD)

Candidates aspiring for the NFOBC, NFSC or NFPwD/NFPwBD shall also have to apply for Joint CSIR UGC NET June, 2026. However, the result of NFOBC, NFSC and NFPwD/NFPwBD will be compiled/declared by the respective nodal agency on their websites. Candidates must provide correct information in online application form (wherever asked for) to be eligible for these fellowships. These fellowships/schemes are governed by the guidelines available on official websites of implementing agencies/ministries.

- 1.5 The data of UGC-NET candidates can be shared by the UGC/NTA with Higher Educational Institutions (HEIs) for admission to Ph.D. programmes and with Public Sector Undertakings (PSUs) & other organizations for their recruitment processes.**

CHAPTER – 2: ELIGIBILITY CRITERIA

2.1 Joint CSIR- UGC NET June, 2026 Eligibility Criteria

2.1.1.

- a) General/ Unreserved/ General-EWS candidates who have secured at least 55% marks (without rounding off) in Master's Degree or equivalent examination from recognized universities/ institutions are eligible for appearing in this examination. The Other Backward Classes (OBC) belonging to Non-Creamy Layer/Scheduled Caste (SC)/ Scheduled Tribe (ST)/ Persons with Disability (PwD/PwBD)/ Third gender category candidates who have secured at least 50% marks (without rounding off) in Master's degree or equivalent examination are eligible for this Test.
- b) Candidates who are pursuing their Master's degree or equivalent course or candidates who have appeared for their qualifying Master's degree (final year) examination and whose result is still awaited, or candidates whose qualifying examinations have been delayed may also apply for this test. However, such candidates will be admitted provisionally and shall be considered eligible for Joint CSIR-UGC NET, only after they have passed their Master's Degree or equivalent examination with at least 55% marks (50% marks in case of OBC-NCL/ SC/ ST/ PwD/ PwBD/ Third gender category candidates). Such candidates must complete their Master's degree or equivalent examination within two years from the date of Joint CSIR-UGC NET result with required percentage of marks, failing which they shall be treated as disqualified.

However, those candidates who qualify for 'Admission to Ph.D. Only' must complete their Master's degree or equivalent examination within one year from the date of Joint CSIR- UGC NET result with required percentage of marks, failing which they shall be treated as disqualified.

- c) Candidates belonging to the Third gender category are eligible to draw the same relaxation in fee, age and Eligibility Criteria for Joint CSIR-UGC NET as are available to SC/ ST/ PwD/ PwBD categories. The subject-wise qualifying cut-offs for this category would be the lowest among those for SC/ ST/ PwD/ PwBD/ OBC–NCL/ General-EWS categories in the corresponding subject.
- d) The Ph.D. degree holders whose Master's level examination have been completed by 19 September 1991 (irrespective of date of declaration of result) shall be eligible for a relaxation of 5% in aggregate marks (i.e. from 55% to 50%) for appearing in Joint CSIR- UGC NET.
- e) Candidates are neither required to send any certificates/documents in support of their eligibility nor submit printout of their Application Form or Confirmation Page to NTA. However, the candidates, in their own interest, must ensure their eligibility for appearing in the examination. In the event of any ineligibility being detected by the CSIR/UGC/NTA at any stage, their candidature will be cancelled, and they shall be liable for legal action. NTA does not verify the information provided by the candidates during online registration and hence candidature will be purely provisional subject to the fulfillment of eligibility criteria.
- f) Candidates holding a foreign qualification are advised, in their own interest, to obtain equivalence of their qualification from the University Grants Commission (UGC). The Candidates with Post-Graduate diploma awarded by an Indian Institute should in their own interest, ascertain the equivalence of their diploma with Master's degree of recognized Indian Universities from Association of Indian Universities (AIU).

- g) The candidates having passed a 4-year/8-semester bachelor's degree programme should have a minimum of 75% marks in aggregate or its equivalent grade on a point scale wherever the grading system is followed. A relaxation of 5% marks or its equivalent grade may be allowed for those belonging to SC/ ST/ OBC (non-creamy layer)/ Differently-Abled, Economically Weaker Section (EWS) and other categories of candidates as per the decision of the Commission from time to time (refer to University Grants Commission).

(Minimum Standards and Procedures for Award of Ph.D. Degree) Regulations, 2022
https://www.ugc.gov.in/pdfnews/0909572_Minimum-Standards-and-Procedure-for-Award-of-PhD-Degree.pdf

The candidates qualifying in the Joint CSIR-UGC NET exam, based on a four-year undergraduate degree, will be eligible for the award of the Junior Research Fellowship (JRF) and for admission to the Ph.D. The candidates qualifying in the Joint CSIR-UGC NET, based on a four-year undergraduate degree, will not be eligible for appointment as Assistant Professor.

- h) The candidates who are pursuing Four Year/8 Semester Bachelor's Degree Programme and are in their last semester/year may also apply for the test. However, such candidates will be admitted provisionally and shall be considered eligible for the award of JRF/admission to Ph.D. only after fulfilling the requirements contained in the University Grants Commission (Minimum Standards and Procedures for Award of Ph.D. Degree) Regulations, 2022 within two years (if qualified for award of JRF)/within one year (if qualified for admission to Ph.D. only) from the date of declaration of the Joint CSIR-UGC NET result, failing which they shall be treated as disqualified.
- i) The candidates with a Four-Year Bachelor's Degree Programme are allowed to appear in a subject (the List of Subjects and their Codes for Joint CSIR-UGC NET June-2026 are given at **(Annexure-I)** in which they want to pursue a Ph.D. irrespective of the discipline in which they have obtained the four-year bachelor's degree.

2.1.2 Upper Age limit:

- a) **JRF:** Not more than 30 years as on the 1st day of the month in which the examination is concluded i.e. **July, 2026.**

A relaxation of upto 5 years is provided to the candidates belonging to OBC-NCL (as per the Central list of OBC available on website: www.ncbc.nic.in) /SC/ST/PwD /PwBD /Third gender categories and to women applicants.

Relaxation will also be provided to the candidates with research experience, limited to the period spent on research in the relevant / related subject of post-graduation degree, subject to a maximum of 5 years, on production of a certificate from appropriate authority, which should be a recognized Indian university / Institute of National Importance / foreign university which is duly approved / recognized / accredited in its own Country / Public Sector Undertaking of Government of India / State Government in India. The research should not have been carried out towards completion of graduation or post-graduation degree(s).

A relaxation of upto 5 years is provided to the candidates who have served in the armed forces subject to the length of service in the armed forces upto the first day of the month in which the concerned Joint CSIR-UGC-NET is, conducted, i.e., July, 2026 Total age relaxation on the above ground(s) shall not exceed five years under any circumstances.

- b) **Assistant Professor:** There is no upper age limit in applying for Joint CSIR UGC-NET for Assistant Professor.
- c) **Admission to PhD:** There is no upper age limit in applying for Joint CSIR-UGC-NET for Admission to PhD.

2.1.3 Declaration

In the event of any ineligibility being detected by CSIR / UGC / NTA at any stage, their candidature will be cancelled and they shall be liable for legal action. NTA does not verify the information provided by the candidates during online registration and hence candidature will be purely provisional subject to the fulfillment of eligibility criteria.

[Note: The information provided in this chapter (from point 2.1. onwards) has been received from CSIR]

CHAPTER – 3: Details of Examinations

3.1 Mode of Examinations

The Examinations will be conducted in Computer Based Test (CBT) mode.

3.2 Pattern of Question Papers

The Test will consist of three parts. All the parts will consist of objective type, multiple choice questions. There will be no break between papers. The subject-wise scheme of examination is as per details below:

CHEMICAL SCIENCES (701)	PART A	PART B	PART C	TOTAL
Total questions	20	40	60	120
Max No of Questions to attempt	15	35	25	75
Marks for each correct answer	2	2	4	200
Marks for each incorrect answer (Negative marking for part A, B & C is @ 25%)	0.5	0.5	1	-
EARTH, ATMOSPHERIC, OCEAN AND PLANETARY SCIENCES (702)				
Total questions	20	50	80	150
Max No of Questions to attempt	15	35	25	75
Marks for each correct answer	2	2	4	200
Marks for each incorrect answer (Negative marking for part A & B is @ 25% and part C is @ 33%)	0.5	0.5	1.32	-
LIFE SCIENCES (703)				
Total questions	20	50	75	145
Max No of Questions to attempt	15	35	25	75
Marks for each correct answer	2	2	4	200
Marks for each incorrect answer (Negative marking for part A, B & C is 25%)	0.5	0.5	1	-
MATHEMATICAL SCIENCES (704)				
Total questions	20	40	60	120
Max No of Questions to attempt	15	25	20	60
Marks for each correct answer	2	3	4.75	200
Marks for each incorrect answer (Negative marking in Part A & B is 25%; no negative marking in Part C)	0.5	0.75	0	-
PHYSICAL SCIENCES (705)				
Total questions	20	25	30	75
Max No of Questions to attempt	15	20	20	55
Marks for each correct answer	2	3.5	5	200
Marks for each incorrect answer (Negative marking for part A, B & C is 25%)	0.5	0.875	1.25	-

Chemical Sciences: The candidate is required to answer a maximum of 15, 35 and 25 questions from Part-A, Part-B and Part-C respectively. **If more than required number of questions are answered, only first 15, 35 and 25 questions in Part A, Part B and Part C respectively will be taken up for evaluation.** Below each question in Part A, Part B and Part C, four alternatives or responses are given. Only one of these alternatives is the "correct" option to the question. The candidate has to find, for each question, the correct or the best answer.

Earth Sciences: The candidate is required to answer a maximum of 15, 35 and 25 questions from Part-A, Part-B and Part-C respectively. **If more than required number of questions are answered, only first 15, 35 and 25 questions in Part A, Part B and Part C respectively will be taken up for evaluation.** Below each question in Part A, Part B and Part C, four alternatives or responses are given. Only one of these alternatives is the "correct" option to the question. The candidate has to find, for each question, the correct or the best answer.

Life Sciences: The candidate is required to answer a maximum of 15, 35 and 25 questions from Part-A, Part-B and Part-C respectively. **If more than required number of questions are answered, only first 15, 35 and 25 questions in Part A, Part B and Part C respectively will be taken up for evaluation.** Below each question in Part A, Part B and Part C, four alternatives or responses are given. Only one of these alternatives is the "correct" option to the question. The candidate has to find, for each question, the correct or the best answer.

Mathematical Sciences: The candidate is required to answer a maximum of 15, 25 and 20 questions from Part-A, Part-B and Part-C respectively. **If more than required number of questions are answered, only first 15, 25 and 20 questions in Part A, Part B and Part C respectively will be taken up for evaluation.** Below each question in Part A, Part B, four alternatives or responses are given. Only one of these alternatives is the "correct" option to the question. **The candidate has to find, for each question, the correct or the best answer. In Part C each question may have "ONE" or "MORE" correct options. Credit in a question shall be given only on identification of "ALL" the correct options in Part C.**

Physical Sciences: The candidate is required to answer a maximum of 15, 20 and 20 questions from Part-A, Part-B and Part-C respectively. **If more than required number of questions are answered, only first 15, 20 and 20 questions in Part A, Part B and Part C respectively will be taken up for evaluation.** Below each question in Part A, Part B and Part C, four alternatives or responses are given. Only one of these alternatives is the "correct" option to the question. The candidate has to find, for each question, the correct or the best answer.

Part 'A' shall be common to all subjects. This part shall contain questions pertaining to General Aptitude with emphasis on logical reasoning, graphical analysis, analytical and numerical ability, quantitative comparison, series formation, puzzles etc.

Part 'B' shall contain subject-related conventional Multiple-Choice questions (MCQs), generally covering the topics given in the syllabus.

Part 'C' shall contain higher order questions that may test the candidate's knowledge of scientific concepts and/or application of the scientific concepts. The questions shall be of analytical nature where a candidate is expected to apply scientific knowledge to arrive at the solution to the given scientific problem.

3.3 Medium of Examination

The Paper will be in bilingual i.e. Hindi and English. Candidates are required to answer in the medium as per option exercised in the Application Form. In case of any ambiguity between Hindi and English version due to translation, English version would be treated as final.

3.4 Marking Scheme of Examinations

Please refer to point no. 3.2.

3.5 Subjects of the Test

The Test will be held in the subjects mentioned below:

Subject Code	Subjects of the Test
701	Chemical Sciences
702	Earth, Atmospheric, Ocean and Planetary Sciences
703	Life Sciences
704	Mathematical Sciences
705	Physical Sciences

3.6 Syllabus of the Test

Syllabus & Scheme of Examination of the MCQ Paper may be seen at CSIR HRDG website: www.csirhrdg.res.in .

3.7 The score card will be published with total percentile score and marks.

[Note: The information provided in this chapter (from point 3.1. onwards) has been received from CSIR]

CHAPTER – 4: FACILITY FOR PwD/PwBD CANDIDATES

4.1 The Rights of Persons with Disabilities Act, 2016:

The Gazette of India, Extraordinary Part-II Section 1, Ministry of Law And Justice (Legislative Department) New Delhi dated 28 December 2016 on “The Rights of Persons With Disabilities Act, 2016. The relevant paragraphs of the above Gazette Notification for consideration are as under: -

Chapter -1.

Para 2(r), “persons with benchmark disabilities” (PwBD) means a person with not less than forty percent (40%) of a specified disability where specified disability has not been defined in measurable terms and includes a person with disability where specified disability has been defined in measurable terms, as certified by the certifying authority.

Para 2 (s) “Persons with Disability (PwD)” means a person with long term physical, mental, intellectual, or sensory impairment which, in interaction with barriers, hinders his full and effective participation in society equally with others.

Para 2 (zc) “specified disability” means the disabilities as specified in the schedule **(Annexure II)**.

4.1.1 Office Memorandum dated 29 August 2018:

Ministry of Social Justice & Empowerment, Govt. of India, Office Memorandum No. F. No. 34- 02/2015-DD-III dated 29 August 2018 for conducting written examination for persons with specified disabilities covered under the definition of Section 2(r) of the RPwD Act, 2016. The relevant paragraphs of the above Office Memorandum for consideration are as under: -

Para IV. The facility of Scribe/Reader/Lab Assistant should be allowed to any person with benchmark disability as defined under section 2(r) of the RPwD Act, 2016 and has limitation in writing including that of speed if so desired by him/her.

In case of persons with benchmark disabilities in the category of blindness, locomotor disability (both arm affected-BA) and cerebral palsy, the facility of scribe/reader/lab assistant shall be given, if so desired by the person.

In case of other category of persons with benchmark disabilities, the provision of scribe/reader/lab assistant can be allowed on production of a certificate to the effect that person concerned has physical limitation to write, and scribe is essential to write examination on his behalf, from the Chief Medical Officer/Civil Surgeon/Medical Superintendent of a Government health care institution.

In case the candidate is allowed to bring his own scribe, the qualification of the scribe should be one step below the qualification of the candidate taking examination. The person opting for own scribe should submit details of the own scribe as per proforma at **Annexure-III (more than 40%)**.

4.1.2 Office Memorandum dated 10 August 2022:

Ministry of Social Justice & Empowerment, Govt. of India, Office Memorandum No F. No. 29-6/2019-DD-III dated 10 August 2022 for conducting written examination for persons with specified disabilities covered under the definition of Section 2(s) of the RPwD Act, 2016 but not covered under the definition of Section 2(r) of the said Act, i.e. person having less than 40% disability and having difficulty in writing. The relevant paragraphs of the above Office Memorandum for consideration are as under: -

Para 3 (b). The facility of scribe and/or compensatory time shall be granted solely to those having difficulty in writing subject to production of a certificate to the effect that person concerned has limitation to write and that scribe is essential to write examination on his/her behalf from the competent medical authority of a Government healthcare institution as per proforma at **Annexure-IV**.

Para 3 (c). The medical authority for the purpose of certification as mentioned above should be a multi-member authority comprising the following: -

- i. Chief Medical officer/Civil Surgeon /Chief District Medical Officer, Chairperson
- ii. Orthopaedic/PMR specialist
- iii. Neurologist, if available*
- iv. Clinical Psychologist/Rehabilitation Psychologist/ Psychiatrist/Special Educator
Occupational therapist, if available*
- v. Any other expert based on the condition of the candidate as may be nominated by the Chairperson.

(* the Chief Medical Officer/Civil Surgeon/Chief District Medical Officer may make full efforts for inclusion of neurologists, occupational therapist from the nearest District or the Medical College/Institute, if the same is not available in the District)"

The candidate should fill up the details of scribe as per undertaking proforma "Annexure - V" (Less than 40%).

4.2 Scribe and Compensatory Time

1. The candidate should have the discretion of opting for his own scribe / reader / lab assistant or request the Examination Body for the same. The examining body may also identify the scribe / reader / lab assistant to make panels at the District / Division / State level as per the requirements of the examination. In such instances the candidates should be allowed to meet the scribe two days before the examinations so that the candidates get a chance to check and verify whether the scribe is suitable or not.
2. The word "extra time or additional time" that is being currently used should be changed to "compensatory time" and the same should not be less than 20 minutes per hour of examination for persons who are allowed use of scribe / reader / lab assistant. All the candidates with benchmark disabilities who are eligible for availing the facility of scribe in terms of guidelines vide para IV of Para 4.1.1 above may be allowed additional time of minimum of one hour for examination of 3 hours duration whether they use the facility of scribe or not. In case the duration of the examination is less than an hour, then the duration of additional time should be allowed on pro-rata basis. Additional time should not be less than 5 minutes and should be in the multiple of 5".

Note – Both the guidelines i.e. dated 29 August 2018 (for PwBDs) and dated 10 August 2022 (for PwDs) have other important aspects such as allowing use of assistive devices, proper seating arrangement, accessibility of examination centres etc. which will be followed. The scribe will help the Candidate in reading the questions and / or keying in the answers as per the directions of the Candidate. A scribe will NEITHER explain the questions NOR suggest any solution to the Candidate.

It is to be noted that the Scribe will be provided by the National Testing Agency (NTA), if requested by the Candidate.

If it is found at any stage that a candidate has availed the services of a scribe and/or availed the compensatory time but does not possess the extent of disability that warrants the use of a scribe and/or grant of compensatory time, the candidate will be excluded from the process of evaluation, ranking, counselling and admission. In case such a candidate has already been admitted to any Institution, the admission of the candidate will be cancelled.

Disability certificate/Unique Disability Identification (UDID)) issued by the notified medical authority needs to be uploaded in the Online Application Form of JOINT CSIR- UGC NET June, 2026

Note: The NTA does not guarantee any change in the category or sub-category (PwD/PwBD status) after the submission of the Online Application Form, and in any case, no change will be entertained by NTA after the declaration of NTA Score for JOINT CSIR- UGC NET June, 2026. The category/sub-category (PwD/PwBD status) entered in the JOINT CSIR- UGC NET June, 2026 Database by the candidate will be used as final. Therefore, the candidates are advised to fill in the category/sub-category column very carefully.

Note: The extent of “specified disability” in a person shall be assessed in accordance with the “Guidelines for the purpose of assessing the extent of specified disability in a person included under the Rights of Persons with Disabilities Act, 2016.

Note: Candidates must note that the benefit of reservation will be given to them subject to verification of documents. If it is discovered at any stage that a candidate has used a false/fake/incorrect document or has furnished false, incorrect or incomplete information, in order to avail the benefit of reservation, then such a candidate shall be excluded from all admission processes. In case such a candidate has already been given admission, the admission shall stand cancelled.

In the case of the Institutes run/aided/recognized by State Governments, the reservation policy of the respective State Governments shall be applicable

CHAPTER – 5: REGISTRATION AND APPLICATION PROCESS

5.1. Ready Reckoner:

Before beginning the process of filling the Online Application Form, read Information Bulletin carefully, keep ready required documents and follow the instructions as mentioned at the beginning of the Application Form:	
❖ Copy of Board/ University Certificate for Candidate's Name, Mother's Name, Father's Name and Date of Birth	
❖ Type of Identification – Passport Number/ Ration Card/ Aadhaar Card Number/ Digi locker/ Voter ID Card Number/ APAR ID/ Other Govt ID	
❖ Qualifying Degree Certificate or last semester marks sheet	
❖ Your Mailing Address as well as Permanent Address with Pin Code	
❖ Four cities for Centres of your choice	
❖ Code of Joint CSIR-UGC NET Subject being applied for	
❖ Category Certificate, if applicable	
❖ Result Awaited Certificate, if applicable	
❖ Economically Weaker Section (EWS) Certificate, if applicable	
❖ Person with Disability (PwD/PwBD) Certificate, if applicable	
❖ e-mail address and Mobile Number of candidate	
❖ Scanned images in JPG/JPEG format only	
Candidate's Photograph	File size must be between 10 kb to 200 kb.
Candidate's Signature in running hand	File size must be between 10 kb to 50 kb.

5.2. Instructions for filling Online Application Form

5.2.1. Candidates can apply "Online" ONLY for JOINT CSIR - UGC NET June, 2026 by accessing the website: <https://csirnet.nta.nic.in/>. (The Application other than online mode would not be accepted in any case). The entire application process of **JOINT CSIR- UGC NET June 2026** is online, including uploading of scanned images, Payment of Fees and Printing of Confirmation page. Therefore, candidates are not required to send/submit any document(s) including Confirmation page to NTA through Post/Fax/By Hand/E-mail.

5.2.2. If a candidate submits multiple Application Forms for the same course, only the first one will be considered and all others will be rejected automatically.

5.2.3. Replica of Application Form is given at **Annexure-VI**.

5.2.4. Information Bulletin and Replica of Application Form given therein may be downloaded and read carefully by the candidate to be sure about his/her eligibility and be familiar with the requirements for submission of Online Application Form.

5.2.5. To avoid correction in the particulars at a later stage, the candidate should *exercise utmost caution while filling up the details in the Application Form*.

5.2.6. Following Steps may be followed to Apply Online:

Step-1: Read the instructions at the beginning of the application form & Register for Online Form submission using your (candidate's) own Email ID and Mobile No. and note down system generated Application Number.

Step-2: Complete the Online Application Form and Upload scanned images of (i) Candidate's Photograph (in JPG/JPEG file size: 10 kb - 200 kb), (ii) Candidate's Signature (in JPG/JPEG file size: 10kb - 50kb), (iii) Duly verified

Result Awaited Attestation Form (in PDF file size: 50kb - 300kb), (iv) Category Certificate, if applicable (SC/ ST/ OBC/ EWS etc.) (in PDF file size: 50kb - 300kb) & (v) PwD/PwBD Certificate, if applicable (in PDF file size: 50kb - 300kb).

Step-3: Pay prescribed fee **through Net Banking / Debit Card / Credit Card / UPI** and keep proof of fee paid for future reference.

5.2.7. All the 3 Steps can be completed in one go or each step completed at a time, saved, and the next completed later. The final submission of Online Application Form will remain incomplete if Step - 2 and Step- 3 are not completed, such Application Forms will stand rejected and no correspondence on this account will be entertained.

After the submission of Online Application Form (i.e. successful completion of Step-3), Confirmation Page of the Application Form, should be downloaded and a printout of the same may be retained for future reference. The Confirmation Page of the online Application Form will be generated only after successful payment by the Candidate.

In case the Confirmation Page is not generated after payment of Prescribed Fee, then the candidate should approach the concerned Bank/Payment Gateway Integrator (in the helpline number and email given in **Annexure-VII** of the Information Bulletin), for ensuring the successful payment.

Despite the above, if successful transaction is not reflected on the Portal, it means the transaction is not complete, and the candidate will have to make the payment a second time and ensure confirmation of payment/OK status. However, any duplicate payment received in course of said transactions, by NTA, at the fee reconciliation stage, will be refunded to the candidate in the same payment mode through which the duplicate payment is received.

Notes:

- i. No request for refund of fee once remitted by the candidate will be entertained.
- ii. Candidates are advised to keep visiting the NTA's website regularly for latest updates and to check their e-mails.
- iii. The NTA can make use of the data generated for the purpose of research and analysis.
- iv. All the candidates who have submitted the online Application and paid the Examination fee till last date will be allowed to appear in **JOINT CSIR- UGC NET June, 2026** and their admit cards will be uploaded on the website.
- v. The certificates of educational qualification and category (if applied under reserved category) will be verified by the concerned institution. The candidates are, therefore, advised to ensure their eligibility and the category (if applying under reserved category).
- vi. NTA will, in no way, be responsible for any wrong/incorrect information furnished by the candidate(s) in his/her Online Application Form. The letter/e-mails/WhatsApp Message/Public Grievance in this regard will not be entertained by the NTA.
- vii. Candidates are advised to retain their Admit & Score Cards for future reference.**

5.3. Choice of Cities for Examination Centre

- 5.3.1. List of Cities for Examination Centres for JOINT CSIR- UGC NET June, 2026 are given at **Annexure-VIII**. **It is mandatory for candidates to select four cities (as 1st, 2nd, 3rd & 4th choice) of their choice while filling Online Application Form.**
- 5.3.2. All efforts will be made to allot a Centre of Examination to a candidate in a City of his/her Choice, in order of preference. However, due to logistic & administrative reasons, exam centre may be allotted to him/her in a different city of nearby area.
- 5.3.3. The City for Examination Centre once chosen and allotted cannot be changed (after the closing of the correction window) and any request in this regard will not be entertained.

5.4. Procedure for Filling Application Form

PART I: REGISTRATION PAGE

Fill in the basic information and note down the system generated Application No.

- (i) Candidate's Name/ Mother's Name/ Father's Name: Provide Candidate's Name, Mother's Name, and Father's Name as given in the Secondary School Examination or equivalent Board / University Certificate in capital letters. No prefix in the name of the candidate is allowed
- (ii) Date of Birth: dd/mm/yyyy Provide Candidate's date of birth as recorded in Secondary School Examination or equivalent Board/University Certificate.
- (iii) Mobile Number and e-mail Address: Candidates must provide own Mobile Number and e-mail address as the same may be validated. The candidate must ensure that e-mail address and mobile number provided in the Application Form are their own (which cannot be changed later) as communication may be sent by e-mail or SMS.

Note: Only one e-mail address and one Mobile Number are valid for one application

PART II: FILL IN THE COMPLETE APPLICATION FORM

Fill in the complete Application

- 1. The application particulars entered can be **edited before final submission** of the Application Form.*
- 2. Once finally submitted, particulars in certain specific fields may be changed only during correction window. After that no communication in this regard would be entertained.*
- 3. **All the steps for submission of Online Application Form, Uploading of Candidate's photograph, Candidate's signature, Documents (if applicable), Payment of fee and Printing of Confirmation Page can also be done separately. The Application Form can be saved as a Draft, at each stage, and can be filled later (before the last date).***
- 4. Facility of submission of Online Application Form, uploading of photograph, signatures, payment of fee and printing of the Confirmation Page will be deactivated as per schedule for submission of Application Form. Hence, candidates are required to complete the process within the prescribed schedule.*

5. Candidates are not required to send/ submit hard copy of Confirmation page to NTA office. However, the candidates are advised to retain the hard copy of the Confirmation Page, and a proof of fee submitted for future need.
6. Registration will be treated as complete only if the fee has been transacted successfully, else the form will be cancelled.
7. **Other Backward Classes (OBC)-Non Creamy Layer is as per the central list of Other Backward Classes available on National Commission for Backward Classes (NCBC), Government of India website (www.ncbc.nic.in).** Thus, the candidates falling in this list may mention OBC in the Category Column. **State list OBC Candidates who are not in OBC-NCL (Central List) may choose General (EWS) in case they fulfill the prescribed requirements in this regard.**
8. Gender- Provide Candidate's gender as recorded in the Type of Identification viz. Passport Number/ Ration Card/ Other Govt. ID. Provide complete postal address with PIN Code (Mailing Address as well as Permanent Address) for further correspondence. PIN code of Correspondence Address should be given in the space provided for this purpose.
9. Joint CSIR-UGC NET Subject: The candidate should select the CSIR-UGC NET subject to appear from the list of Joint CSIR-UGC NET June, 2026 Subjects given at **Annexure-I**.

Notes:

- a. The NTA shall not be responsible for any delay/loss in postal transit or for an incorrect Correspondence address given by the Applicant in the Application Form. Therefore, the candidate has to ensure that he/she mentions his/her complete correspondence address, including pin code, in his/her Online Application Form.
- b. The Candidate must ensure that e-mail address and Mobile Number provided in **the Online Application Form are their own (which cannot be changed later)** as communication maybe sent by NTA through e-mail or SMS.
- c. The Candidate should not give the postal address, Mobile Number or e-mail ID of Coaching Centre in the Online Application Form.
- d. ***Under no circumstances the choice of cities for Centre and NET subject filled in the Application Form shall be changed by the NTA.***
- e. Information such as his/her name, contact details/address, category, PWD status, educational qualification details, date of birth, choice of exam, cities, etc, provided by the candidate in the online application form will be treated as final. Any request for change in such particulars after the closure of correction period will not be considered by NTA. Following the completion of examination process, corrections in the details specified in the certificate may be considered under special circumstances. This is contingent upon the submission of the necessary documentation and approval by the competent authority.

PART III: UPLOADING OF SCANNED IMAGES

(i) Candidate's Photograph:

- Photograph should not be with cap or goggles. **Photograph should cover 80% face (without mask) visible including ears against white background.**
- Spectacles are allowed if being used regularly.
- **Polaroid and Computer-generated photos are not acceptable.**
- Applications not complying with these instructions or with unclear photographs are liable to be rejected.
- **If it is found that the photograph uploaded is fabricated i.e. de- shaped or seems to be hand-made or computer made, the form of the candidate will be rejected and the same would be considered as using unfair means and the candidate would be dealt with accordingly.**
- The photograph need not be attested.

Note: Passport size photograph is to be used for uploading on Online Application Form and also for pasting on Attendance Sheet at the Examination Centre.

- The candidate should scan his/her passport size photograph for uploading. File size must be between **10 kb to 200 kb** (in JPG/JPEG Format only).

(ii) Candidate's Signature:

- The candidates are required to upload the full signature in running hand writing in the appropriate box given in the Online Application Form. Writing full name in the Box in Capital letters will not be accepted as signature and the Application Form would be rejected.
- The candidate should put his/her full signature on white paper with Blue/Black Ink pen and scan for uploading.
- File size must be between **10 kb to 50 kb** (in JPG/JPEG Format only).

(iii) Result Awaited Attestation Form: to be uploaded (if applicable) (Annexure IX)

- File size must be between **50 kb to 300 kb** (in PDF Format only).

(iv) Category Certificate: to be uploaded (if applicable) (Annexure X, XI, XII)

- File size must be between **50 kb to 300 kb** (in PDF Format only).

(v) PwD/PwBD Certificate: to be uploaded (if applicable)

- File size must be between **50 kb to 300 kb** (in PDF Format only).

Note: Candidate must ensure that the uploaded images are clear and proper

PART IV: PAYMENT OF EXAMINATION FEE

Pay prescribed fee through **Net Banking / Debit Card / Credit Card / UPI** and keep proof of fee paid for future reference. Please see **Annexure–VII** for details.

PART V: CHECK LIST FOR FILLING THE ONLINE APPLICATION FORM

The candidates are advised to ensure the following points before submitting the Online Application Forms:

- (i) Whether they fulfill the eligibility conditions for the Test as prescribed under the heading '**Eligibility Criteria**' and '**Age Limit**'.
- (ii) That they have selected their **category** viz General/ General-EWS/ OBC (Non-Creamy Layer)/ SC/ ST/ PwD/ PwBD/ Third gender and Minority option, in the relevant column correctly.
- (iii) That they have filled their **Subject and City of examination** in the relevant column correctly.
- (iv) That Candidates with Disability (PwD/PwBD) have correctly filled the relevant column in the Online Application Form. Only PwD/PwBD candidates have to fill this column and the others have to leave it blank.
- (v) That they have kept a printout of Application Form (Confirmation Page) for their own record, to be produced, at a later stage, if required.

5.5. Important Points to Note:

- 5.5.1. The Candidates should fill their complete postal address with PIN Code for further correspondence.
- 5.5.2 **The Candidate must ensure that e-mail address and Mobile Number provided in the Online Application Form is his/her own (which cannot be changed later) as all communication will be sent by NTA through e-mail and/or SMS.**
- 5.5.3 **Online Application Form cannot be withdrawn once it is submitted successfully.**
- 5.5.4 Application Form of candidates who do not fulfil the eligibility criteria shall be rejected.
- 5.5.5 In case a candidate is found providing incorrect information or the identity is proved to be false at any time in the future, the candidate shall face penal action as per the law.
- 5.5.6 Candidates are advised to retain the following documents with them as reference for future correspondence:
 - ❖ Printouts of the Confirmation Page of Online Application Form.
 - ❖ Proof of fee paid
 - ❖ Photographs (same as uploaded on the Online Application Form) – 6 to 8 passport size photographs (for pasting on the Attendance Sheet at the Examination Centre).

5.5.6.1. The name on the photo identification must match with the name as shown on the Admit Card. If the name has been changed due to events such as marriage, candidate must show the relevant document at the time of exam. The relevant documents are - Marriage Certificate/ Divorce/ Decree / Legal Name Change Document / Gazette Notification.

5.5.7 Provision of Reservation for candidates belonging to EWS/ OBC/ SC/ ST/ PwD/ PwBD will be as per GoI instructions issued from time to time.

5.5.8 **The Aadhaar number is only one of the types of identification and is not mandatory. Candidates can also upload details of other IDs such as Passport, Ration Card, or any other valid Government identity.**

5.5.9 A candidate can fill only one application. If a candidate submits multiple Application Forms for the same course, only the first one will be considered, and all the others will be rejected automatically.

CHAPTER – 6: Admit Card, Instructions and Prohibited Materials

6.1. Admit Card for the Examinations

- 6.1.1. The Admit Card will be issued provisionally to the candidates, subject to their satisfying the eligibility conditions.
- 6.1.2. The candidate has to download the Admit Card from the NTA website and appear for the Examination at the given Centre on Date, timing and Examination as indicated in their Admit Card. Candidate may please note that Admit Cards will not be sent by post.
- 6.1.3. No candidate will be allowed to appear at the Examination Centre, on Date and timing other than that allotted to them in their Admit Card.**
- 6.1.4. In case candidates are unable to download Admit Cards from the website, they may approach the Help Line between 09:30 am and 5:30 pm or write to NTA at csirnet@nta.ac.in.
- 6.1.5. The candidates are advised to read the instructions on the Admit Card carefully and follow them during the conduct of the Examination.**
- 6.1.6. In case of any mismatch in the particulars of the candidate or his/her photograph/signatures shown in the Admit Card and that of Confirmation Page, the candidate may immediately approach the Helpline between 09:30 am and 5:30 pm.**

Notes:

- a. Under no circumstance, a duplicate Admit Card for Joint CSIR-UGC NET June, 2026 will be issued at the Examination Centres.
- b. Candidate must not mutilate the Admit Card or change any entry made therein.
- c. Candidates are advised to preserve their Admit Card in good condition for future reference.
- d. No Admit Card shall be issued to the candidates whose Applications are found to be incomplete for any reasons (including indistinct/ doubtful photographs/unsigned Applications) or who do not fulfill the eligibility criteria for the examination.
- e. Issue of Admit Card, however, shall not necessarily mean acceptance of eligibility which shall be further scrutinized at subsequent stages of admission process.

6.2. Important Instructions for Candidates

- 6.2.1. The candidates are advised to read the instructions on the Admit Card carefully and follow them strictly.
- 6.2.2. **Candidates MUST bring the following documents on the day of Examination at the test centre.** Candidates who do not bring these will not be allowed to appear in the Examination.
- i. **Print copy of Admit Card downloaded from NTA website.**
 - ii. **One passport size photograph (same as uploaded on the Online Application Form) for pasting on the specific space in the attendance sheet at the Centre during the Examination.**
 - iii. **Any one of the authorized Govt. photo IDs (must be original, valid and non- expired), viz. PAN card/ Driving License/ Voter ID/ Passport/ Aadhar Card (With photograph)/ Aadhar Enrolment No/ Ration Card**
 - iv. **PwD/ PwBD certificate issued by the Competent Authority, if claiming the relaxation under PwD/ PwBD category.**

If the name has been changed due to events such as marriage, candidate must show the relevant document at the time of exam. Marriage Certificate/ Divorce/ Decree / Legal Name Change Document.

- 6.2.3 Candidates should not be in possession of any material listed in the list of prohibited material.
- 6.2.4 Candidates are not allowed to carry any baggage inside the Examination Centre. NTA will not be responsible for any belongings stolen or lost at the premises.
- 6.2.5 The candidates shall report at the Examination Centre at the time mentioned on the Admit Card to avoid crowding at the Examination Centre.
- 6.2.6 Candidates must reach the test centres on or before the reporting time. Entry of the candidates into centre shall be stopped 30 mins before the start of the Examination.
- 6.2.7 **Candidates may note that late entry to the Examination premises is not permitted under any circumstances.** NTA shall not be responsible for any delayed arrival of the candidate in reaching the centre due to any reason. Candidates are advised to familiarize themselves with the location of test centre and plan travel time accordingly.
- 6.2.8 Biometric information of all the candidates shall be captured. Identity checks will be made upon arrival at the test centre to ensure that there are no unauthorized candidate is appearing for the test. Candidates are required to cooperate with the security personnel for security checks.

- 6.2.9 The candidate must show, on demand, the Admit Card for entry in the Examination room/hall. A candidate who does not possess the valid Admit Card shall not be allowed to enter the Examination Centre.
- 6.2.10 Candidates should take their allotted seat immediately after opening of the Examination Hall. If not, they are likely to miss some of the general instructions to be announced in the Examination Rooms/ Halls. NTA shall not be responsible for any resultant delay.
- 6.2.11 Any candidate found to have changed room/ hall or the seat on his/her own other than allotted would be considered as a case of unfair means and the candidature shall be cancelled and no plea would be accepted.
- 6.2.12 The candidate must sign and paste the photograph on the Attendance Sheet at the appropriate place.
- 6.2.13 The candidate should ensure that the question paper available on the computer is as per the opted Examination indicated in the Admit Card. In case, the subject of question paper is other than the opted Examination, the same may be brought to the notice of the Invigilator concerned immediately.
- 6.2.14 **All calculations/writing work are to be done only in the rough sheet provided at the centre in the Examination Room/ Hall and on completion of the test candidates must hand over the rough sheets to the invigilator on duty in the Room/ Hall.**
- 6.2.15 No candidate, without the special permission of the Centre Superintendent or the Invigilator concerned, will leave his/ her seat or Examination Room/ Hall until the full duration of the paper is over. Candidates must follow the instructions strictly as instructed by the Centre Superintendent/Invigilators.
- 6.2.16 Please note that only registered candidates will be allowed at the Examination Centre. Friends or relatives accompanying the candidates shall not be allowed entry in the test centre under any circumstances and will not be allowed to contact the candidate while the Examination process is going on.
- 6.2.17 **Candidate shall appear at their own cost at the Centre on Date and time as indicated on their Admit Card issued by the NTA.** No TA, DA or any accommodation facility will be admissible for appearing in JOINT CSIR- UGC NET June, 2026 examination.
- 6.2.18 The candidates are governed by the Rules and Regulations/Instruction of the NTA with regard to their conduct in the Examination Hall. All cases of unfair means will be dealt with as per rules.
- 6.2.19 **Applications of candidates submitting false and fabricated information will be rejected and such candidates will be further debarred from appearing in Examinations conducted by NTA.**

6.2.20 NTA reserves the right to withdraw permission, granted inadvertently if any, to any candidate who is not eligible to appear in the JOINT CSIR-UGC NET June, 2026 even though the Admit Card had been issued by the NTA.

6.2.21 In case of any ambiguity in interpretation of any of the instructions/ terms/ rules/ criteria regarding determination of Eligibility/ Conduct of Examination/ Registration of Candidates/ Information contained therein, the interpretation of the CSIR/ NTA shall be final and binding.

6.3. Prohibited Materials

Candidates are not allowed to carry any textual material, Calculators, DocuPen, Slide Rules, Log Tables and Electronic Watches with facilities of calculator, printed or written material, bits of papers, mobile phone, Blue-tooth devices, pager or any other electronic gadget/ device etc.

- The candidates are prohibited to bring any kind of electronic gadgets/device in the Examination room/hall.
- If any candidate is in possession of any of the above item, his/ her candidature will be treated as unfair means and lead to cancellation of the current Examination and also debar the candidate for future Examination(s) & the material will be seized.
- Smoking, chewing gutka, spitting etc. in the Examination Room/Hall is strictly prohibited.
- Instrument/ Geometry/ Pencil box, Handbag, Purse or Any kind of Paper/ Stationery, Eatables / Snacks and Tea / Coffee / Cold drinks / Water (loose or packed), Mobile Phone / Ear Phone / Microphone / Pager / Calculator/ Camera / Tape Recorder, any metallic item or electronic gadgets etc. are NOT allowed in the Examination Room / Hall.

Note: Diabetic students will be allowed to carry eatables like sugar tablets / fruits (like banana / apple / orange) and transparent water bottle to the Examination Hall. However, they will not be allowed to carry packed foods like chocolate / candy / sandwich etc.

CHAPTER – 7: Unfair Means Practices

7.1. Unfair Means Practices and Breach of Examination Rules

- 7.1.1.** Definition: Unfair Means practice is an activity that allows a candidate to gain an unfair advantage over other candidates. It includes, but is not limited to:
- a.** Being in possession of any item or article which has been prohibited or can be used for unfair practices including any stationery item, communication device, accessories, eatable items, ornaments or any other material or information relevant or not relevant to the Examination in the paper concerned;
 - b.** Using someone to write Examination on his / her behalf (physical or virtual impersonation) or preparing material for copying;
 - c.** Writing the Exam at an Exam Centre other than the one allotted to him / her;
 - d.** Violating Examination rules or any direction issued by NTA in connection with Joint CSIR – UGC NET Examination;
 - e.** Assisting other candidate to engage in malpractices, giving or receiving assistance directly or indirectly of any kind or attempting to do so;
 - f.** Contacting or communicating or trying to do so with any person, other than the Examination Staff, during the Examination time in the Examination Centre;
 - g.** Threatening any of the officials connected with the conduct of the Examination or threatening any of the candidates;
 - h.** Using or attempting to use any other undesirable method or means in connection with the Examination;
 - i.** Manipulation and fabrication of online documents viz. Admit Card, Rank Letter, Self-Declaration, etc.;
 - j.** Forceful entry/exit from Examination Centre/Hall;
 - k.** Use or attempted use of any electronic device after entering the Examination Centre;
 - l.** Affixing/ uploading of wrong/ morphed photographs/ signatures on the Application Form/ Admit Card/ Proforma;
 - m.** Creating obstacles in smooth and fair conduct of Examination;
 - n.** In possession of bits of paper
 - o.** Not attempting the question paper for long time intervals;
 - p.** Fidgeting and looking here and there;
 - q.** Availing of the service of a scribe and/ or compensatory time without processing the extent of disability that warrants the use of service and/ or grant of compensatory time;
 - r.** Any candidate with more than one Application Number (more than one SCORE CARDS) will be treated as UFM, even if found at a later stage, and strict action will be taken against that Candidate.
 - s.** Any other malpractices declared as Unfair Means by the NTA;
 - t.** An offence punishable under the Public Examinations (Prevention of Unfair Means) Act, 2024.

Disclaimer- The decision of the NTA shall be final and binding in determining whether any individual or candidate is guilty of committing any of the aforementioned or similarly classified offences under Unfair Means (UFM) cases.

7.1.2. Punishment for using Unfair means practices

During the course of or before or after the Examination, if a candidate is found indulging in any of the practices as defined above, he/she shall be deemed to have used Unfair means practice(s) and booked under UNFAIRMEANS (U.F.M.) Case. The candidate could be debarred for 3 years in future and shall also be liable for criminal action and /or any other action as deemed fit.

7.1.3. Cancellation of Result

The result JOINT CSIR- UGC NET June, 2026 of the candidate(s) who indulge in Unfair means Practices will be cancelled and will not be declared. Similarly, the result of those candidates who appear from the Centre other than the one allotted to them or allow another candidate/person to write the examination on his behalf will be cancelled. No plea will be entertained in this regard.

CHAPTER – 8: Procedure of Declaration of Result

8.1. Display of Recorded Responses

The NTA will display the Recorded Responses and Question Paper attempted by the candidates on the NTA website <https://csirnet.nta.nic.in/> prior to declaration of result. The recorded responses are likely to be displayed for two to three days.

A Public Notice in this regard informing the date/s when the window will open will be hosted on the NTA website.

8.2. Display of Provisional Answer Key for Challenges

The NTA will display Provisional Answer Key of the questions on the NTA website <https://csirnet.nta.nic.in/> to provide an opportunity to the candidates to challenge the Provisional Answer Key. The Answer Keys are likely to be displayed for two to three days.

The Candidates will be given an opportunity to make a challenge online against the Provisional Answer Key, on payment of Rs. 200/- per challenged question, as a non-refundable processing fee.

The NTA decision on the challenges shall be final and the result will be declared on the basis of final answer keys.

8.3. Procedure and Criteria for Declaration of Result

- Negative marking for wrong answers, wherever required, shall be applicable as per subject wise scheme of Exam.
- If a question for any reason is found to be wrong, the benefit of marks will be given to only those candidates who attempted the question.
- On examining the challenges by the subject experts, if it is found that along with the original answer key one more option(s) is correct, then marks will be awarded to all those candidates who have attempted any one of the correct options. **(Except in Part C of Mathematical sciences where rules as prescribed in Chapter 3.2 shall apply)**

No grievances/representation with regard to Answer Key(s) after declaration of result will be entertained.

Key Challenge procedure- Only paid challenges made during stipulated time through key challenge link will be considered. Challenges without justification/evidence and those filed on any other medium other than the prescribed link will not be considered.

The merit lists decided by Result Committee will be made on the basis of performance of candidates in the above test.

There will be no separate cut-off for Part A, B & C. The cumulative marks of all parts are taken into consideration for drawing of merit list. There is a minimum bench mark of 33% for General, EWS & OBC category and 25 % in respect of SC/ ST and PwD/ PwBD categories for both fellowship and Assistant Professor.

8.4. Re-Evaluation/Re-Checking of result

- a. There shall be no re-evaluation/re-checking of the result. No correspondence in this regard shall be entertained.

CHAPTER – 9: General / Miscellaneous Provisions

9.1. Procedure for appearing in Computer Based Test (CBT)

Please read the detailed procedures for Computer Based Test (CBT) provided at **Annexure-XIII**.

9.2. Caution Notice and Non-Disclosure Agreement

9.2.1. Caution Notice

- a. Candidates are advised to refer to Joint CSIR- UGC NET June, 2026 website <https://csirnet.nta.nic.in> for authentic information and periodic updates about Joint CSIR- UGC NET June, 2026.
- b. Candidates are advised not to be allured by various claims of any party or person or institute for qualifying Joint CSIR- UGC NET June, 2026 securing seat.
- c. Candidates are advised to bring any such information to the notice to NTA by e-mail on csirnet@nta.ac.in

9.2.2. Non-Disclosure Agreement (NDA)

- a. **Joint CSIR- UGC NET June, 2026** is a proprietary Examination and is conducted by NTA. The contents of this exam are confidential, proprietary and are owned by NTA/CSIR and explicitly prohibits the candidate from publishing, reproducing or transmitting any or some contents of this test, in whole or in part, in any form or by any means, verbal or written, electronic or mechanical or through Hangouts, Blogs etc. using either one's own account or proxy account(s), for any purpose.
- b. By registering for the Joint CSIR- UGC NET June, 2026, candidates are covered by Non-Disclosure Agreement (NDA). As per NDA, candidates cannot disclose any question or contents of question paper in part or otherwise with any person or party or website or such other media/publication. Any act in breach of the NDA shall be liable for penal action as per law. Kindly note that this is a punishable offence and shall lead to cancellation of candidature.
- c. Violation of any act or breach of the same shall be liable for penal action and cancellation of the candidature at the bare threshold.

CHAPTER – 10: Correspondence with NTA

10.1. Correspondence with NTA

All the correspondence should be addressed by e-mail to NTA on csirnet@nta.ac.in. The email query shall be addressed only if it is not anonymous and contains the name, Registration/ Application No, postal address and contact number of the sender. An email containing vague or general queries and other queries as contained in the Information Bulletin shall not be entertained. Queries shall not be entertained from person claiming to be representatives, associates or offciates of the applicant candidate. The following information shall not be revealed by phone or email:

- a. Internal documentation/status.
- b. Internal decision making process of NTA. Any claim/counter claim thereof.
- c. Dates & venue of internal meetings or name of the staff/officers dealing with it.
- d. Any information which in the opinion of NTA cannot be revealed.

10.2. Help Desk Contact Details of Joint CSIR-UGC NET

- a. For enquiry regarding Fellowship under CSIR Scheme, Fellowships under UGC schemes and for eligibility for Assistant Professor, candidates contact on the address given in **Annexure XIV**

10.3. NTA Weeding Out Rules

The record of JOINT CSIR- UGC NET June, 2026 will be preserved up-to 90 days from the date of declaration of result.

10.4. Legal Jurisdiction

All disputes pertaining to the conduct of **JOINT CSIR- UGC NET** Examinations including results shall fall within the **jurisdiction of Delhi / New Delhi** only. Further, any legal question arising out of the Examination shall be entertained only when raised within 30 days from the declaration of result.

The Director (Administration) of the NTA shall be the official by whose designation the NTA may sue or be sued.

10.5. RTI

Information uploaded on the website shall not be provided to the candidate or any other person under R.T.I. Act, 2005. The information uploaded on the website shall remain for a specific period only. Therefore, the candidates are advised to download the uploaded information and keep with them for future. In due course of examination or in midway of process, neither any application under Right to Information Act, 2005 shall be entertained nor information will be provided.

ANNEXURE-I

JOINT CSIR- UGC NET SUBJECTS

The Syllabus & Scheme of Examination may be seen at CSIR HRDG website:

www.csirhrdg.res.in.

National Testing Agency will not provide the copy of syllabus to individual candidates.

The Test will be held in the subjects mentioned below:

Subject Code	Subjects of the Test	Specializations
701	Chemical Sciences	Analytical Chemistry Inorganic Chemistry Organic Chemistry Physical Chemistry Others
702	Earth, Atmospheric, Ocean and Planetary Sciences	Geology Geophysics Meteorology Oceanography Physical Geography Others
703	Life Sciences	Biochemistry Biodiversity and Taxonomy Biotechnology Botany Genetics Microbiology Physiology Zoology Others
704	Mathematical Sciences	Applied Mathematics Pure Mathematics Statistics Others
705	Physical Sciences	Atomic & Molecular Physics Classical Dynamics Condensed Matter Physics Electromagnetics Experimental Design Electronics Nuclear & Particle Physics Quantum Physics Thermodynamics Others

THE SCHEDULE

[See clause (zc) of section 2]

SPECIFIED DISABILITY

I. Physical disability.—

A. Locomotor disability (a person's inability to execute distinctive activities associated with movement of self and objects resulting from affliction of musculoskeletal or nervous system or both), including—

(a) "leprosy cured person" means a person who has been cured of leprosy but is suffering from—

(i) loss of sensation in hands or feet as well as loss of sensation and paresis in the eye and eye-lid but with no manifest deformity;

(ii) manifest deformity and paresis but having sufficient mobility in their hands and feet to enable them to engage in normal economic activity;

(iii) extreme physical deformity as well as advanced age which prevents him/her from undertaking any gainful occupation, and the expression "leprosy cured" shall construed accordingly;

(b) "cerebral palsy" means a Group of non-progressive neurological condition affecting body movements and muscle coordination, caused by damage to one or more specific areas of the brain, usually occurring before, during or shortly after birth;

(c) "dwarfism" means a medical or genetic condition resulting in an adult height of 4 feet 10 inches (147 centimeters) or less;

(d) "muscular dystrophy" means a group of hereditary genetic muscle disease that weakens the muscles that move the human body and persons with multiple dystrophy have incorrect and missing information in their genes, which prevents them from making the proteins they need for healthy muscles. It is characterised by progressive skeletal muscle weakness, defects in muscle proteins, and the death of muscle cells and tissue;

(e) "acid attack victims" means a person disfigured due to violent assaults by throwing of acid or similar corrosive substance.

B. Visual impairment—

(a) "blindness" means a condition where a person has any of the following conditions, after best correction—

(i) total absence of sight; or

(ii) visual acuity less than 3/60 or less than 10/200 (Snellen) in the better eye with best possible correction; or

(iii) limitation of the field of vision subtending an angle of less than 10 degree.

(b) "low-vision" means a condition where a person has any of the following conditions, namely:—

(i) visual acuity not exceeding 6/18 or less than 20/60 upto 3/60 or upto 10/200 (Snellen) in the better eye with best possible corrections; or

(ii) limitation of the field of vision subtending an angle of less than 40 degree up to 10 degree.

C. Hearing impairment—

(a) "deaf" means persons having 70 DB hearing loss in speech frequencies in both ears;

(b) "hard of hearing" means person having 60 DB to 70 DB hearing loss in speech frequencies in both ears;

D. "speech and language disability" means a permanent disability arising out of conditions such as laryngectomy or aphasia affecting one or more components of speech and language due to organic or neurological causes.

2. Intellectual disability, a condition characterised by significant limitation both in intellectual functioning (reasoning, learning, problem solving) and in adaptive behaviour which covers a range of every day, social and practical skills, including—

(a) "specific learning disabilities" means a heterogeneous group of conditions wherein there is a deficit in processing language, spoken or written, that may manifest itself as a difficulty to comprehend, speak, read, write, spell, or to do mathematical calculations and includes such conditions as perceptual disabilities, dyslexia, dysgraphia, dyscalculia, dyspraxia and developmental aphasia;

(b) "autism spectrum disorder" means a neuro-developmental condition typically appearing in the first three years of life that significantly affects a person's ability to communicate, understand relationships and relate to others, and is frequently associated with unusual or stereotypical rituals or behaviours.

3. Mental behaviour,—

"mental illness" means a substantial disorder of thinking, mood, perception, orientation or memory that grossly impairs judgment, behaviour, capacity to recognise reality or ability to meet the ordinary demands of life, but does not include retardation which is a condition of arrested or incomplete development of mind of a person, specially characterised by subnormality of intelligence.

4. Disability caused due to—

(a) chronic neurological conditions, such as—

(i) "multiple sclerosis" means an inflammatory, nervous system disease in which the myelin sheaths around the axons of nerve cells of the brain and spinal cord are damaged, leading to demyelination and affecting the ability of nerve cells in the brain and spinal cord to communicate with each other;

(ii) "parkinson's disease" means a progressive disease of the nervous system marked by tremor, muscular rigidity, and slow, imprecise movement, chiefly affecting middle-aged and elderly people associated with degeneration of the basal ganglia of the brain and a deficiency of the neurotransmitter dopamine.

(b) Blood disorder—

(i) "haemophilia" means an inheritable disease, usually affecting only male but transmitted by women to their male children, characterised by loss or impairment of the normal clotting ability of blood so that a minor would may result in fatal bleeding;

(ii) "thalassemia" means a group of inherited disorders characterised by reduced or absent amounts of haemoglobin.

(iii) "sickle cell disease" means a hemolytic disorder characterised by chronic anemia, painful events, and various complications due to associated

tissue and organ damage; "hemolytic" refers to the destruction of the cell membrane of red blood cells resulting in the release of hemoglobin.

5. Multiple Disabilities (more than one of the above specified disabilities) including deaf blindness which means a condition in which a person may have combination of hearing and visual impairments causing severe communication, developmental, and educational problems.

6. Any other category as may be notified by the Central Government.

DR. G. NARAYANARAJU,
Secretary to the Govt. of India.

ANNEXURE-III

LETTER OF UNDERTAKING FOR USING OWN SCRIBE (More Than 40%)

I _____, a candidate with _____ (nature of the disability) appearing for _____(name of the examination) bearing Roll No. _____ at _____ (name of the centre) in the District _____, _____ (name of the State).My educational qualification is _____.

2. I do hereby state that _____ (name of the scribe) will provide the service of scribe /reader / lab assistant for the undersigned for taking the aforementioned examination.
3. I do hereby undertake that his qualification is _____. In case, subsequently it is found that his qualification is not as declared by the undersigned and is beyond my qualification. I shall forfeit my right to the post and claims relating thereto.

(Signature of the candidate)

(counter signature by the parent/guardian, if the candidate is minor)

Place:

Date:

ANNEXURE-IV

(Ministry of Social Justice & Empowerment, Govt. of India F. No. 29-6/2019-DD-III dated 10 August 2022)

Certificate for person with specified disability covered under the definition of Section 2 (s) of the RPwD Act, 2016 but not covered under the definition of Section 2(r) of the said Act, i.e. persons having less than 40% disability and having difficulty in writing

1. This is to certify that, we have examined Mr/Ms/Mrs (name of the candidate), S/o of /D/o a resident of (Vill/PO/PS/District/State), aged.....yrs, a person with..... (nature of disability/condition), and to state that he/she has limitation which hampers his/her writing capability owing to his/her above condition. He/ she requires support of scribe for writing the examination.
2. The above candidate uses aids and assistive device such as prosthetics & orthotics, hearing aid (name to be specified) which is/are essential for the candidate to appear at the examination with the assistance of scribe.
3. This certificate is issued only for the purpose of appearing in written examinations conducted by recruitment agencies as well as academic institutions and is valid upto (it is valid for maximum period of six months or less as may be certified by the medical authority)

Signature of Medical Authority

(Signature & Name)	(Signature & Name)	(Signature & Name)	(Signature & Name)	(Signature & Name)
Orthopaedic/ PMR specialist	Clinical Psychologist/Rehabilitation Psychologist/Psychiatrist/ Special Educator	Neurologist (if available)	Occupational Therapist (if available)	Other Expert as nominated By the Chairperson (if any)
(Signature & Name)				
Chief Medical Officer/Civil Surgeon/Chief District Medical Officer Chairperson				

Name of Government Hospital/Health _____

Care Centre with Seal _____

Place:

Date:

LETTER OF UNDERTAKING FOR USING OWN SCRIBE (Less Than 40%)

**(Ministry of Social Justice & Empowerment, Govt. of India
F. No. 29-6/2019-DD-III dated 10 August 2022)**

Letter of Undertaking by the person with specified disability covered under the definition of Section 2 (s) of the RPwD Act, 2016 but not covered under the definition of Section 2(r) of the said Act, i.e. persons having less than 40% disability and having difficulty in writing

I _____, a candidate with _____ (nature of disability/condition) appearing for the _____ (name of the examination) bearing Roll No. _____ at _____ (name of the centre) in the _____ District _____, _____ (name of the State). My educational qualification is _____.

2. I do hereby state that _____ (name of the scribe) will provide the service of scribe for the undersigned for taking the aforementioned examination.

3. I do hereby undertake that his qualification is _____. In case, subsequently it is found that his qualification is not as declared by the undersigned and is beyond my qualification. I shall forfeit my right to the post or certificate/diploma/degree and claims relating thereto.

(Signature of the candidate)

(counter signature by the parent/guardian, if the candidate is minor)

REPLICA OF APPLICATION FORM

अपने खाते तक पहुँचने हेतु लॉगिन करें, नई पंजीकरण प्रक्रिया पूर्ण करें तथा नवीनतम जानकारी एवं निर्देश डाउनलोड कर अपडेट करें।
 LOGIN TO ACCESS YOUR ACCOUNT. COMPLETE NEW REGISTRATION AND DOWNLOAD IMPORTANT INFORMATION & INSTRUCTIONS TO STAY UPDATED.

 ऑनलाइन आवेदन करने के चरण

-  ऑनलाइन पंजीकरण के लिए आवेदन करें
-  ऑनलाइन आवेदन पत्र भरे
-  परीक्षा शुल्क का भुगतान करें
-  पुष्टिकरण पृष्ठ डाउनलोड करें

STEPS TO APPLY ONLINE

-  Apply for online registration
-  Fill online Application Form
-  Pay Examination Fee
-  Download Confirmation Page

[Download information Bulletin](#)

 उपरोक्त उल्लिखित परीक्षा के लिए स्वयं को पंजीकरण करें।

अपना प्रोफाइल पूरक करने के लिए व्यक्तिगत विवरण, संपर्क विवरण और पता दें

Register yourself for the above-mentioned examination

Register your profile by giving personal details, contact details and address

[New Registration >>](#)

 पहले से ही पंजीकृत अभ्यर्थी

आवेदन जारी रखने के लिए अपने आवेदन नंबर और पासवर्ड से लॉगिन करें

Already registered Candidate

Enter your Application Number and Password to Login and continue with your application.

[Login >>](#)

Instructions and Procedure for online submission of Application Form



1. Please read the instructions, procedure and Information Bulletin carefully before you start filling the Application Form.
2. Candidate can apply 'ON-LINE' only through the official website <https://csirnet.nta.nic.in>.
3. Please ensure your eligibility as per the criteria laid down for CSIR-UGC NET.
4. **Examination Fees**

EXAMINATION FEE DETAIL	
Category	Fee Amount
General	Rs. 1150/-
General EWS, OBC-NCL (Central-List)	Rs. 600/-
SC/ST/Third Gender/PwD/PwBD	Rs. 325/-
Processing charges and Goods & Service Taxes (GST) are to be paid by the candidate, as applicable.	

5. The fee may be submitted through Net Banking/Debit Card/Credit Card/UPI.
6. **Application Procedure: Steps to be followed to apply online**

Step 1: Register for the Online Application Form and note down the system generated Application Number. The candidate should supply the required **Registration** details while filling the Online Application Form and is also required to create a PASSWORD and choose Security Question and enter his/her Answer.

Form: After successful submission of the personal details, an Application number will be generated and it will be used to complete the remaining Steps of the Application Form and will also be required for all future reference/correspondence. For subsequent logins, the candidate will be able to login directly with the respective system generated **Application Number** and created **Password**

Step 2: The Candidates can log in with the system generated Application Number and pre-created Password for completing the Application Form including **Application Form** filling up of personal details, applying for the Paper, providing the details of Educational Qualifications, and uploading the images and documents (if any).

Upload Scanned Images of Candidate Photograph, Signature, Category Certificate (wherever applicable), PwD/PwBD Certificate (wherever applicable) and Result Awaited Certificate (wherever applicable)

1. Candidate should upload recent colored photograph against a white background. He/She should not be wearing cap/hat and goggles.
2. Scanned photograph and signature should be in JPG/JPEG format.
3. Size of the scanned photograph should be between 10 kb to 200 kb.
4. Size of the scanned signature should be between 10 kb to 50 kb.
5. Size of the scanned copy of the certificates should be between 50 kb to 300 kb.

[Note: The Candidate has to upload only his/ her photograph, signature, and certificate(s) as mentioned above (and not of anybody else) in a correct/proper manner, as the facility for correction will not be given in the future. In case, it is found at any time in the future that the Candidate has used/uploaded the photograph, signature, and certificate(s) of someone else in his/her Application Form/Admit Card, or he/she has tampered his/her Admit Card/Result/Scorecard, these acts of the candidate shall be treated as Unfair Means (UFM) Practices.]

Please check your photograph and signature before submission of the Application Form. In case the photograph or signature is blurred or not visible to identify the identity of the candidate then, the application will be rejected and no option for correction or revision will be permitted.

Step 3: Pay Examination Fee by Net Banking/Debit Card/Credit Card/UPI :

The candidate has to select the Net banking/Debit card/Credit card/UPI option to pay the application fee and follow the online instruction to complete the payment of fee. After the successful payment, candidate will be able to print the Confirmation Page. In case the Confirmation Page is not generated after the payment of fee then the transaction is cancelled and the candidates have to approach the concerned bank for refund of the amount. However the candidate has to make another payment/transaction, in case the Confirmation Page is not generated.

THESE STEPS CAN BE DONE TOGETHER OR SEPARATELY ALSO.

7. Important Instruction about PASSWORD

1. During online form filling, the candidate will be required to choose PASSWORD and Security Question and its Answer. Candidate is advised to record/remember their password for all future logins.
2. For subsequent logins, candidate will be able to login directly with their respective system generated Application Number and the chosen Password.
3. Candidate is advised not to disclose or share their password with anybody. Neither NTA nor NIC will be responsible for the violation or misuse of the password of a candidate.
4. Candidate can change his/her passwords after login, if desired.
5. Candidate should remember to log out at the end of their session so that the particulars of the candidate cannot be tampered or modified by unauthorized persons.

The Password must be as per the following Password policy.

1. Password must be 8 to 13 characters long.
2. Password must have at least one Upper case alphabet.
3. Password must have at least one Lower case alphabet.
4. Password must have at least one numeric value.
5. Password must have at least one special characters eg. !@#%&*.~.

8. How to reset your Password : The following options are available to reset Password

1. Using Security Question & its Answer you chose during Form filling .
2. Using a verification code sent via text message (SMS) to your Registered Mobile No.
3. Using a reset link sent via Email to your Registered Email address.

9. The Application Number printed on the computer generated Confirmation Page must be mentioned in all correspondences. It is therefore essential to note down the application number printed on the Confirmation Page.
10. Only one Application Form is to be submitted by a candidate. If a candidate submits multiple Application Forms for the same course, only the first one will be considered, and all the others will be rejected automatically.
11. Applicants applying under reservation should ensure having valid certification and would be required to provide them when asked for.

Please read the instructions carefully and give your consent for below mentioned declaration

I have downloaded the Information Bulletin of Joint CSIR - UGC NET June 2026 read and understood all the Instructions therein as well as those mentioned above, and fill up the online Application Form for the Joint CSIR - UGC NET June 2026 accordingly.

[Click here to Proceed](#)

Personal Details

Please fill details as printed on Class 10th Passing Certificate / Marksheet issued by recognized School Examination Board.

Candidate Name

Father / Guardian Name

Mother / Guardian Name

Date of Birth --Day-- --Month-- --Year--

Gender --Select--

Candidate's Name
Candidate Name must exactly be the same as registered in Class 10th / equivalent qualifying Examination.

Confirm Personal Details

Confirm Candidate Name

Confirm Father / Guardian Name

Confirm Mother / Guardian Name

Confirm Date of Birth --Day-- --Month-- --Year--

Confirm Gender --Select--

Present Address

Premises No/Name

Sub-Locality(Optional)

Locality

Country India

State DELHI

District SOUTH EAST DELHI

Pin Code 110020

Electronic Communication Address

Please enter correct Email Id and Mobile Number as OTP will be shared on these for verification.

Email Address

Confirm Email Address

Mobile Number 91

Confirm Mobile Number 91

Alternate Contact No. (Optional)

Permanent Address

Same As Present Address

Same As Present Address

Choose Password

Password



Confirm Password

Security Question What is the name of your first school?

Security Answer

CAPTCHA

Enter CAPTCHA as shown below (case sensitive)

CAPTCHA  

Audio CAPTCHA

Review Page !!

PLEASE REVIEW THE INFORMATION CAREFULLY BEFORE THE FINAL SUBMISSION.
IF YOU WOULD LIKE TO CHANGE ANY INFORMATION FILLED, YOU MAY DO SO BY
CLICKING
'EDIT REGISTRATION FORM' BUTTON OR CLICK **'SUBMIT AND SEND OTP'** BUTTON
FOR FINAL SUBMISSION.

Review Page - Online Registration Form

Press **'SUBMIT-REGISTRATION FORM'** button for final submission of Registration Form.

Personal Details

Candidate Name:	RAJESH GUPTA	Father / Guardian Name:	MANOJ
Mother / Guardian Name:	NEETA	Date of Birth:	06-06-1986
Gender :	Male		
I have verified all personal details submitted.			

Present Address

Premises No/Name:	1st Floor NSIC MDBP Building	Sub-Locality(Optional):	
Locality:	Okhla Industrial Estate	Country:	India
State:	DELHI	District:	SOUTH EAST DELHI
Pin Code:	110020	Email Address:	deepanshu@nta.ac.in
Mobile Number :	91 - 8287794445	Alternate Contact No.(Optional):	--

Permanent Address

Premises No/Name:	1st Floor NSIC MDBP Building	Sub-Locality(Optional):	
Locality:	Okhla Industrial Estate	Country:	India
State:	DELHI	District:	SOUTH EAST DELHI
Pin Code:	110020		
I have verified Electronic Communication, Present and Permanent Address details submitted.			

Account Details

Security Question:	What is the name of your first school?	Security Answer:	(Not shown due to security reasons)	Password:	(Not shown due to security reasons)
--------------------	--	------------------	-------------------------------------	-----------	-------------------------------------

System just sent an OTP via text message (SMS) to Given Mobile No.

Enter One Time Password(OTP) (Sent on given Mobile Number - 8287794445)

Note: If the OTP hasn't been delivered to your mobile yet, please wait for 3 minutes. If you still haven't received it, click on **Resend OTP**

to have the One-Time Password (OTP) sent to your mobile number once again.

Submit-Registration Form

Declaration

I hereby declare that I have filled up this Online Application Form after carefully reading the Information Bulletin and fully understanding the provisions/ procedures mentioned therein. I further declare that all the particulars given by me in this application form are true to the best of my knowledge and belief. I agree that if my Result is withheld / not declared/ my candidature shall automatically stand cancelled. In case it is found at any point of time in future that false information has been furnished in this application form my candidature shall automatically stand cancelled.

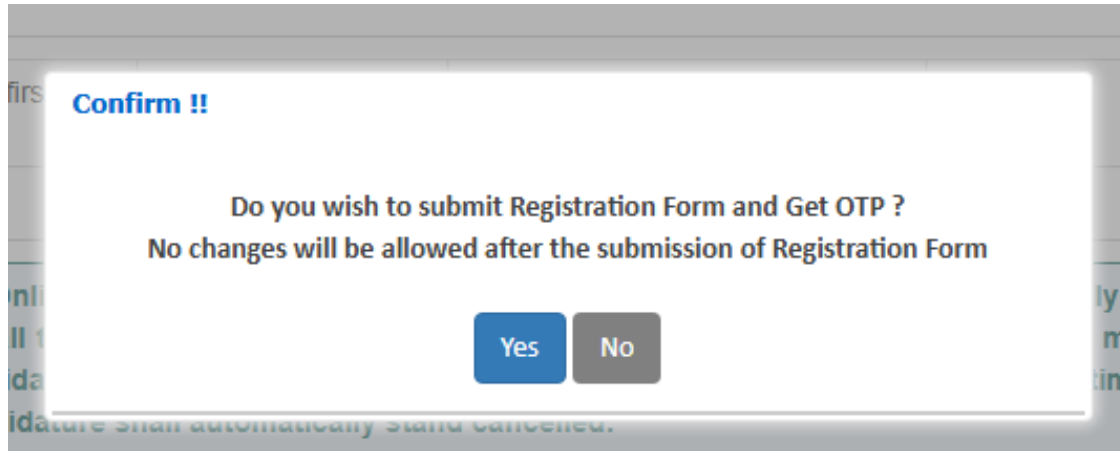
I hereby declare that I have submitted only one Application Form. If more than one Application Form is found, my candidature for the additional application(s) shall be automatically cancelled by the NTA.

I shall abide by these terms and conditions as well as those laid down in the Information Bulletin, Public Notices and Advisories issued by NTA regarding this exam from time-to-time

I Agree

EDIT Registration Form

Submit and send OTP to verify Mobile Number



Personal Details

Candidate Name	RAJESH		
Date of Birth	08	June	1986
Gender	Male		
Father / Guardian Name	MANOJ		
Mother / Guardian Name	NEETA		
Nationality	Indian		
State Domicile	DELHI (NCT)		
Category	General		
Confirm Category	General		
Are You Diabetic?	No		
Annual Family Income	RS. 800001 AND ABOVE		
Do you belong to Minority Community ?	No		

CAPTCHA

Enter CAPTCHA as shown below (case sensitive)

CAPTCHA: 56C72G

Audio CAPTCHA: 0:00 / 0:04

विकलांगता विवरण (Disability Details)

क्या आप PWD/PwBD आपूर्ति हैं? (Are you PWD/PwBD Candidate?)

--Select--

विकलांगता विवरण (Disability Details)

क्या आप PwD/PwBD अभ्यर्थी हैं? (Are you PwD/PwBD Candidate?)	Yes
अभ्यर्थी का नाम (Candidate's Name)	RAJESH
अभ्यर्थी की जन्म तिथि (Candidate's Date of Birth)	06-06-1986
लिंग (Gender)	Male
क्या आपके पास यूडीआईसी कार्ड / यूडीआईडी कार्ड नंबर / विकलांगता प्रमाण पत्र है? (Do you have UDID Card / UDID Card Number / Disability Certificate?)	Yes I have Disability Certificate
विकलांगता प्रमाणपत्र संख्या दर्ज करें (Enter Disability Certificate No)	*****
विकलांगता प्रमाणपत्र संख्या की पुष्टि करें (Confirm Disability Certificate No)	*****
जारी करने वाला प्राधिकरण (Issuing Authority)	ABCD
जारीकर्ता प्राधिकरण का राज्य (State of Issuing Authority)	DELHI
क्या आप एक PwD / PwBD उम्मीदवार हैं जिनके पास सरकार के मेडिकल बोर्ड द्वारा जारी वैध विकलांगता प्रमाण पत्र है? (Are you a PwD / PwBD candidate having a valid Disability Certificate issued by Medical Board of Govt?)	PwBD with disability 40% or Above
प्रमाणपत्र के अनुसार विकलांगता का प्रकार (Type of Disability as per certificate)	Loco-motor Disability (Both arms affected-BA)
प्रमाणपत्र के अनुसार विकलांगता का प्रतिशत (Percentage of disability as per certificate)	50
क्या आपको पता है कि नए नियमों के अनुसार (Do you need scribe (as per the criteria given in the Information Bulletin))?	Yes - I would like NTA to provide the scribe

घोषणा (Declaration)

मैं यह पुष्टि करता/करती हूँ कि मैं 50% दिव्यांगता Loco-motor Disability (Both arms affected-BA) का प्रमाणपत्र अपलोड करूँगा/करूँगी।
I hereby confirm that I will upload the Disability Certificate Indicating a 50% disability of type Loco-motor Disability (Both arms affected-BA).

CAPTCHA

Enter CAPTCHA as shown below (case sensitive)

CAPTCHA: CSIR26

CAPTCHA: 874Y07

Audio CAPTCHA: 0:00 / 0:04

Submit & Next

Activate Windows

आधार विवरण (Aadhaar Details)

आवेदन संख्या (Application No.):	261610000014
अभ्यर्थी का नाम (Candidate's Name):	RAJESH
लिंग (Gender):	MALE
अभ्यर्थी की जन्म तिथि (Candidate's Date of Birth):	06-06-1986

मैं स्वेच्छा से अपने आधार नंबर को साझा करने के लिए सहमत हूँ और मुझे पता है कि इसका उपयोग यूआईडीएआई के आधार रिकॉर्ड में उपलब्ध मेरे व्यक्तिगत पहचान विवरण से मिलान करके, संयुक्त सीएसआईआर - यूजीसी नेट जून 2026 परीक्षा के विभिन्न चरणों में मेरी पहचान स्थापित करने के लिए किया जाएगा। I voluntarily agree to share my Aadhaar Number and I am aware that it will be used to establish my identity at various stages of the Joint CSIR - UGC NET June 2026 examination by matching my personal identification details available in Aadhaar records of UIDAI.

Listen

नोट: सिस्टम आपको आधार संख्या प्रमाणीकरण के बाद नाम बदलने की अनुमति नहीं देगा। कृपया विवरणों की जांच करना सुनिश्चित करें और फिर आगे बढ़ें।

NOTE: System will not allow you to change Name after Aadhaar Number Authentication. Please ensure to check the details and then proceed further.

यदि आपके पास आधार नहीं है, तो अन्य पहचान विकल्प चुनने के लिए यहाँ [क्लिक करें](#)। (If you do not have Aadhaar, [Click Here](#) to select an alternate identification option.)

CAPTCHA

Enter CAPTCHA as shown below (case sensitive)

CAPTCHA: 504980

Audio CAPTCHA: 0:00 / 0:04

Submit & Next

आधार विवरण (Aadhaar Details)

आवेदन संख्या (Application No.) :	261610000014
अभ्यर्थी का नाम (Candidate's Name) :	RAJESH
लिंग (Gender) :	MALE
अभ्यर्थी की जन्म तिथि (Candidate's Date of Birth) :	06-06-1986

मैं स्वेच्छा से अपने आधार नंबर को साझा करने के लिए सहमत हूँ और मुझे पता है कि इसका उपयोग यूआईडीएआई के आधार रिकॉर्ड में उपलब्ध मेरे व्यक्तिगत पहचान विवरण से मिलान करके, संयुक्त सीएसआईआर - यूजीसी नेट जून 2026 परीक्षा के विभिन्न चरणों में मेरी पहचान स्थापित करने के लिए किया जाएगा। I voluntarily agree to share my Aadhaar Number and I am aware that it will be used to establish my identity at various stages of the Joint CSIR - UGC NET June 2026 examination by matching my personal identification details available in Aadhaar records of UIDAI.

Listen

नोट: सिस्टम आपको आधार संख्या प्रमाणीकरण के बाद नाम बदलने की अनुमति नहीं देगा। कृपया विवरणों की जांच करना सुनिश्चित करें और फिर आगे बढ़ें।

NOTE: System will not allow you to change Name after Aadhaar Number Authentication. Please ensure to check the details and then proceed further.

यदि आपके पास आधार नहीं है, तो अन्य पहचान विकल्प चुनने के लिए यहाँ [क्लिक करें](#)। (If you do not have Aadhaar, [Click Here](#) to select an alternate identification option.)

CAPTCHA

Enter CAPTCHA as shown below (case sensitive)

CAPTCHA

504980



Audio CAPTCHA

0:00 / 0:04

Submit & Next

Activate Windows

Go to Settings to activate Windows.

Name: RAJESH Application No : 261610000014

अपार आईडी (APAAR ID)

क्या आपके पास अपार आईडी है?
Do you have APAAR ID ?

--Select--

Submit

Apply For

I want to apply for Joint CSIR - UGC NET December -2025 on the basis of

Subject Opted for NET

Specialization

Apply For

Master's Degree

--Select--

Four Year under Graduate Programme

Master's Degree

Assistant Professor

JRF (Junior Research Fellowship)

Admission to Ph.D.

Apply For

I want to apply for Joint CSIR - UGC NET December -2025 on the basis of

Subject Opted for NET

Specialization

Apply For

Master's Degree

Chemical Sciences

--Select--

Chemical Sciences

Earth, Atmospheric, Ocean and Planetary Sciences

Life Sciences

Mathematical Sciences

Physical Sciences

Admission to Ph.D.

Subject Opted for NET

Specialization

Apply For

Chemical Sciences

Analytical Chemistry

Assistant Professor

JRF (Junior Research Fellowship)

Admission to Ph.D.

Medium of Question paper

1st Choice for Exam City

2nd Choice for Exam City

3rd Choice for Exam City

4th Choice for Exam City

Father / Guardian Occupation

Father / Guardian Qualification

Mother / Guardian Occupation

Mother / Guardian Qualification

--Select--

--Select--

English

Hindi

--Select State/UT--

--Select--

--Select--

--Select--

--Select--

--Select Exam City--

--Select Exam City--

--Select Exam City--

--Select Exam City--

CAPTCHA

Enter CAPTCHA as shown below (case sensitive)

CAPTCHA

Audio CAPTCHA

003707

0:00

Save & Next

Activate Windows

Medium of Question paper: English

1st Choice for Exam City: --Select State/UT--

2nd Choice for Exam City: --Select State/UT--

3rd Choice for Exam City: DELHI (NCT)

4th Choice for Exam City: HARYANA

Father / Guardian Occupation: --Select--

Father / Guardian Qualification: --Select--

Mother / Guardian Occupation: --Select--

Mother / Guardian Qualification: --Select--

--Select Exam City--

--Select Exam City--

--Select Exam City--

--Select Exam City--

CAPTCHA

Enter CAPTCHA as shown below (case sensitive)

CAPTCHA: 003707

Audio CAPTCHA: 0:00

Save & Next

Activate Windows

Medium of Question paper: English

1st Choice for Exam City: DELHI (NCT)

2nd Choice for Exam City: HARYANA

3rd Choice for Exam City: HARYANA

4th Choice for Exam City: UTTAR PRADESH

Father / Guardian Occupation: --Select--

Father / Guardian Qualification: --Select--

Mother / Guardian Occupation: AGRICULTURE

Mother / Guardian Qualification: BUSINESS

NEW DELHI

FARIDABAD

GURUGRAM

NOIDA / GREATER NOIDA

CHA

Enter CAPTCHA as shown below (case sensitive)

CAPTCHA

Audio CAPTCHA: 0:00

Save & Next

Activate Windows

Education Details

Masters Degree Qualification Details

Pass Status Select Passed Appearing Result Awaited Select	Year of Passing/appearing Select	Qualifying Examination From Select	Board/University Name Select
Result Mode Select			

CAPTCHA

Enter CAPTCHA as shown below (case sensitive)

CAPTCHA

J3N4M2



Audio CAPTCHA

0:00 / 0:04

Save & Next

Activate Windows
Go to Settings to activate Windows.

Education Details

Masters Degree Qualification Details

Pass Status Passed	Year of Passing/appearing 2025	Qualifying Examination From Select	Board/University Name Select
Course/Stream Name M.Sc. Equivalent Select BIS MS M.Sc. Equivalent MS PhD Others			

CAPTCHA

Enter CAPTCHA as shown below (case sensitive)

CAPTCHA

J3N4M2



Audio CAPTCHA

0:00 / 0:04

Save & Next

Education Details

Masters Degree Qualification Details

Pass Status Passed	Year of Passing/appearing 2025
Course/Stream Name M.Sc. Equivalent	Qualifying Examination From India
Qualifying Examination State Select ANDAMAN AND NICOBAR ISLANDS ANDHRA PRADESH ARUNACHAL PRADESH ASSAM BIHAR CHANDIGARH CHHATTISGARH DADRA AND NAGAR HAVELI DAMAN AND DIU	Board/University Name Select

Save & Next

Name: RAJESH Application No : 261610000014

Education Details

Masters Degree Qualification Details

Pass Status Passed	Year of Passing/appearing 2025	
Course/Stream Name M.Sc. Equivalent	Qualifying Examination From India	
Qualifying Examination State DELHI	Board/University Name University of Delhi, North Delhi Campus, Near Mall Road - 110007, Delhi (Central University)	
Result Mode Percentage		
Total Marks 1000	Obtained Marks 600	Marks(%) 60.00

CAPTCHA

Enter CAPTCHA as shown below (case sensitive)

CSIR26

Required Field ?

CAPTCHA

6M2A22

Audio CAPTCHA

0:00 / 0:03

Save & Next

M.PHIL Details

Whether you have taken Admission in regular M.PHIL course

Ph.D. Details

Whether admitted in Ph.D.

Research / Ex-Serviceman Details

Specialization, if Any

Do you have any research experience in the subject following the completion of your postgraduate degree?

Whether you are an Ex-Serviceman ?


CAPTCHA

Enter CAPTCHA as shown below (case sensitive)

CAPTCHA



Audio CAPTCHA



Save & Next

M.PHIL Details

Whether you have taken Admission in regular M.PHIL course

Ph.D. Details

Whether admitted in Ph.D.

Research / Ex-Serviceman Details

Specialization, if Any

Do you have any research experience in the subject following the completion of your postgraduate degree?

Whether you are an Ex-Serviceman ?

CAPTCHA

Enter CAPTCHA as shown below (case sensitive)

CAPTCHA



Audio CAPTCHA



Save & Next

M.PHIL Details

Whether you have taken Admission in regular M.PHIL course

Ph.D. Details

Whether admitted in Ph.D.

Research / Ex-Serviceman Details

Specialization, if Any

Do you have any research experience in the subject following the completion of your postgraduate degree?

Research Experience in Years

Whether you are an Ex-Serviceman?

Number of years served in Armed forces

CAPTCHA

Enter CAPTCHA as shown below (case sensitive)

CAPTCHA 

Audio CAPTCHA 

Save & Next

Name: RAJESH Application No : 26161000014

लाइव फोटोग्राफ लें (Take a live photograph)

कृपया लाइव फोटोग्राफ लेने से पहले नीचे दिए गए निर्देशों को ध्यानपूर्वक पढ़ें:


Please read the following instructions carefully to capture the live photograph :

1. खिस डिवाइस से आप आवेदन फॉर्म भर रहे हैं, उससे वेबकैम कनेक्ट करें। Live Camera बॉक्स में आपकी लाइव इमेज दिखाई देगी।
Connect your webcam to the device used for filling the application form. The Live Camera box will display your live image.
2. हल्की पृष्ठभूमि और उचित प्रकाश व्यवस्था सुनिश्चित करें। चित्र में केवल एक ही मानव चेहरा होना चाहिए, जो कम से कम चेहरे का 80% भाग धरे।
Ensure a light background, proper lighting, single human face covering 80% of the face.
3. फोटो लेने के लिए "Capture Live Photograph" बटन पर क्लिक करें।
Click "Capture Live Photograph" to take the photo.
4. यदि फोटो सही है, तो "Upload Photograph" पर क्लिक करें। यदि सही नहीं है, तो दोबारा कैप्चर कर पुनः अपलोड करें।
If satisfied, click "Upload Photograph" to save it. If not, retake and upload again.
5. यदि आपका सिस्टम वेबकैम सपोर्ट नहीं करता है, तो डाई और दिए गए QR कोड को स्कैन करें और अपने मोबाइल से फोटो कैप्चर व अपलोड करें। फोटो अपलोड होने के बाद "Refresh Captured Photo" पर क्लिक करें।
If your device doesn't support a webcam, scan the QR code on the right to capture and upload using your mobile. After uploading, click "Refresh Captured Photo."

14:53



लाइव कैमरा (Live Camera)



Capture Live Photograph

लाइव कैप्चर की गई फोटो (Captured Live Photograph)



Upload Photograph

Refresh Captured Photo

Document Upload

Please make sure that all submitted documents adhere to the specifications mentioned in the table below.

अपनी पहचान आधार के अलावा किसी अन्य माध्यम से सत्यापित की है, उन्हें अपना पहचान प्रमाण पत्र अपलोड करना आवश्यक है।
Candidates who have verified their identities through methods other than Aadhaar are required to upload their identity proof.

S.No.	Required Document	Document Specifications	Upload	Action	View
1	Photograph (with 80% face without mask)	Document Format: JPG/JPEG Min Size (KB): 10 Max Size (KB): 200	<input type="button" value="Choose File"/> No file chosen		
2	Signature	Document Format: JPG/JPEG Min Size (KB): 10 Max Size (KB): 50	<input type="button" value="Choose File"/> No file chosen		
3	PwD/PwBD Disability Certificate/UDID with both side in same pdf	Document Format: PDF Min Size (KB): 50 Max Size (KB): 300	<input type="button" value="Choose File"/> No file chosen		
4	पहचान प्रमाण (Identity Proof)	Document Format: JPG/JPEG Min Size (KB): 10 Max Size (KB): 200	<input type="button" value="Choose File"/> No file chosen		

Review Page - Online Application Form

Review the following particulars carefully. If you would like to change any particulars entered, you may do so by using 'Left Links' button or press 'FINAL SUBMISSION OF APPLICATION' button for final submission.

Personal Details

Candidate Name:	RAJESH
Date of Birth:	06-06-1986
Gender:	Male
Father / Guardian Name:	MANOJ
Mother / Guardian Name:	NEETA
State Domicile :	DELHI (NCT)
Category:	General
Are You Diabetic?:	No
Annual Family Income:	RS. 800001 AND ABOVE
Do you belong to Minority Community ?:	No
Nationality :	Indian
Identity Verified	PAN Card Number CWGP61347E
APAR ID	No
<input type="checkbox"/> मैंने प्रस्तुत किए गए सभी व्यक्तिगत विवरणों की जाँच कर ली है। I have verified all personal details submitted.	

क्या आप PwD/PwBD अभ्यर्थी हैं?(Are you PwD/PwBD Candidate)? :	Yes
क्या आपके पास यूडीआईडी कार्ड / यूडीआईडी कार्ड नंबर / विकलांगता प्रमाण पत्र है? (Do you have UDID Card / UDID Card Number / Disability Certificate)? :	Yes I have Disability Certificate
विकलांगता प्रमाणपत्र संख्या दर्ज करें(Enter Disability Certificate No) :	111111
जारी करने वाला प्राधिकरण(Issuing Authority) :	ABCD
जारीकर्ता प्राधिकरण का राज्य (State of Issuing Authority) :	DELHI
क्या आप एक PwD / PwBD उम्मीदवार हैं जिनके पास सरकार के मेडिकल बोर्ड द्वारा जारी वैध और जीवित विकलांगता प्रमाण पत्र है? (Are you a PwD / PwBD candidate having a valid and live Disability Certificate issued by Medical Board of Govt)? :	PwBD with disability 40% or Above
प्रमाणपत्र के अनुसार विकलांगता का प्रकार (Type of Disability as per certificate) :	Loco-motor Disability (Both arms affected-BA)
प्रमाण पत्र के अनुसार विकलांगता का प्रतिशत (Percentage of disability as per certificate) :	50
क्या आपको स्क्राइबर की जरूरत है (सूचना बुलेटिन में दिए गए मानदंडों के अनुसार) (Do you need scribe as per the criteria given in the Information Bulletin)? :	Yes - I would like NTA to provide the scribe

Apply For

I want to apply for Joint CSIR - UGC NET June -2026 on the basis of:	Master's Degree
Subject Opted for NET:	Chemical Sciences
Specialization:	Analytical Chemistry
Apply For:	<input checked="" type="checkbox"/> Assistant Professor <input checked="" type="checkbox"/> Admission to Ph.D.
Medium of Question paper:	English
1st Choice for Exam City:	NEW DELHI (DELHI (NCT))
2nd Choice for Exam City:	FARIDABAD (HARYANA)
3rd Choice for Exam City:	GURUGRAM (HARYANA)
4th Choice for Exam City:	NOIDA / GREATER NOIDA (UTTAR PRADESH)

Activate Windows
Go to Settings to activate Windows.

Father / Guardian Occupation:	BUSINESS
Father / Guardian Qualification:	GRADUATE
Mother / Guardian Occupation:	PRIVATE SERVICE
Mother / Guardian Qualification:	GRADUATE
<input checked="" type="checkbox"/> मैंने प्रस्तुत किए गए सभी परीक्षा शहर संबंधी विवरणों की जांच कर ली है। I have verified all Examination City details submitted.	

Masters Degree Qualification Details

Pass Status : Passed	Year of Passing/appearing : 2025
Course/Stream Name : M.Sc. Equivalent	Qualifying Examination From : India
Qualifying Examination State : DELHI	Board/University Name : University of Delhi, North Delhi Campus,Near Mall Road - 110007, Delhi (Central University)
Result Mode : Percentage	Obtained Marks : 600
Total Marks : 1000	Marks(%) : 60
<input checked="" type="checkbox"/> मैंने प्रस्तुत की गई सभी शैक्षणिक जानकारी सत्यापित कर ली है। I have verified all Education details submitted.	

M.PHIL Details

Whether you have taken Admission In regular M.PHIL course	No
---	----

Research / Ex-Serviceman Details

Specialization, if Any	NA
Do you have any research experience in the subject following the completion of your postgraduate degree?	NO
Whether you are an Ex-Serviceman ?	NO

Activate Windows

Ph.D. Details

Whether admitted in Ph.D.	No
---------------------------	----

Present Address

Premises No/Name	1ST FLOOR NSIC MDBP BUILDING
Sub-Locality	
Locality	OKHLA INDUSTRIAL ESTATE
Country	India
State	DELHI
District	SOUTH EAST DELHI
Pin Code	110020
Email Address	dee*****@nta.ac.in
Mobile Number	91 - 828****445
Alternate Contact No. (Optional)	NA

Permanent Address

Premises No/Name	1ST FLOOR NSIC MDBP BUILDING
Sub-Locality	
Locality	OKHLA INDUSTRIAL ESTATE
Country	India
State	DELHI
District	SOUTH EAST DELHI
Pin Code	110020

मैंने प्रस्तुत किए गए वर्तमान और स्थायी पते से संबंधित सभी विवरणों की जाँच कर ली है।
I have verified Present and Permanent Address details submitted.

Upload Scanned Files

Sr.No	Document	Display
1	Photograph (with 50% face without mask)	
2	Signature	
3	PwD/PwBD Disability Certificate/UKID with both side in same pdf	
4	पहचान प्रमाण (Identity Proof)	

कैमरर किया गया फोटोग्राफ (Captured Live Photograph)

कैमरर किया गया फोटोग्राफ (Captured Live Photograph)	
---	--

System just sent a One Time Password (OTP) to your Registered Email Id

Registered Email Id: dec*****@nta.ac.in

Enter One Time Password (OTP):

Note: Didn't get the OTP on Email? Sometimes it can take up to 15 minutes. If it's been longer than that, Click [RESEND CODE](#) to resend an One Time Password (OTP) to your registered Email id.

Current Status


Registration Form	<input checked="" type="radio"/> Completed
Application Form	<input checked="" type="radio"/> Completed
Fee Payment	<input type="radio"/> Pending
Mobile Number Verification	<input checked="" type="radio"/> Completed
Email Id Verification	<input type="radio"/> Pending

You have submitted application form for Joint CSIR - UGC NET June 2026.
Your application will be considered complete only after successful payment of application fee.
After payment of fee, you will not be able to edit the filled application details and documents uploaded.
You are required to pay the fee Rs. 15/- .

Application Number : 261610000014

To make changes, click [Edit Application Form](#). After updating the details, click "Final Submit". Please note that the application will remain incomplete unless it is finally submitted.

[Your Email Id yet to be verified. Click here to verify your Email Id first.](#)



Success

Your Email Id is verified successfully.

Current Status

Registration Form	✔ Completed
Application Form	✔ Completed
Fee Payment	⊘ Pending
Mobile Number Verification	✔ Completed
Email Id Verification	✔ Completed

You have submitted application form for Joint CSIR - UGC NET June 2026.
Your application will be considered complete only after successful payment of application fee.
After payment of fee, you will not be able to edit the filled application details and documents uploaded.
You are required to pay the fee Rs. 15/- .

Application Number : 261610000014

To make changes, click [Edit: Application Form](#). After updating the details, click "Final Submit". Please note that the application will remain incomplete unless it is finally submitted.

Pay Examination Fee Rs. 15 /- .

Current Status

Registration Form	✔ Completed
Application Form	✔ Completed
Fee Payment	⊘ Pending
Mobile Number Verification	✔ Completed
Email Id Verification	✔ Completed

You have submitted application form for Joint CSIR - UGC NET June 2026.
Your application will be considered complete only after successful payment of application fee.
After payment of fee, you will not be able to edit the filled application details and documents uploaded.
You are required to pay the fee Rs. 15/- .

Application Number : 261610000014

To make changes, click [Edit: Application Form](#). After updating the details, click "Final Submit". Please note that the application will remain incomplete unless it is finally submitted.

Pay Examination Fee Rs. 15 /- .

Activity : Examination Fee Payment

Select Mode of Payment

Online Payment

[Proceed for payment](#)

Note: The fee must be paid using the payment modes available on the bank portal.

This Payment Request will be expired within : 04:55 minute

User Details

Candidate Name	RAJESH	Fee Amount	
Application Number	261610000014	Customer Id	26161000001401260525152905
Date of Birth	06-06-1986		

Examination Fee Collection




Select Payment Provider : SBI MOPS (Debit Card/Credit Card/UPI/Net Banking of any bank)
 ICICI Bank Payment Gateway (Debit Card/Credit Card/UPI/Net Banking of any bank)

[Proceed for payment](#)

Click here to [Cancel](#) this Transaction.

CSIR UGC NET Dec 2025

Reference No : 26161000001501260526126908
Amount : 15.00


Pay using VISA MasterCard Debit

For Maestro cards, please enter Expiry Date and CVV no. if available or else ignore and proceed

Credit card Debit card

Select Credit Card Option :

[PAY NOW](#)
[Cancel](#)



Your transaction is processed through a secure 2048 bit HTTPS internet connection based on secure socket layer technology. For security purposes, your following details have been logged:
IP address: 14.139.49.128 and access time: Tue May 26 12:59:24 IST 2026.

The image shows a payment gateway interface for UPI. It features a QR code on the left with a 'Scan' button and a 'Click here to Scan' link. On the right, there's a section titled 'Select any UPI App to pay with UPI Id' with icons for BHIM, Amazon Pay, Google Pay, PhonePe, and others. Below this are 'VERIFY' and 'PAY NOW' buttons. At the bottom, there are logos for various payment methods like Visa, MasterCard, and others, along with a security notice and IP address information.


Home Change Password Logout Name: RAJESH Application No : 261610000014

Activities	Current Status
Registration Form	Completed
View Application Form	Completed
View Payment Details	Completed
Download Confirmation Page	Completed
Mobile No. - Verified	Completed
Email Id - Verified	Completed

You have completed all the steps of online Application Form.
Now download the confirmation page.

Application Number : 261610000014

[Download Confirmation Page](#)

Application Number	261610000014		-
DO NOT SEND THIS PAGE TO NATIONAL TESTING AGENCY (NTA).			
CANDIDATE IS REQUESTED TO RETAIN THE PRINTOUT OF CONFIRMATION PAGE FOR FUTURE REFERENCE.			

Personal Details

Candidate Name	RAJESH	Date of Birth	06-06-1986
Mother / Guardian Name	NEETA	Gender	Male
Father / Guardian Name	MANOJ	Nationality	Indian
State Domicile	DELHI (NCT)		
Category	General		
Annual Family Income	RS. 800001 AND ABOVE		
Are You Diabetic?	No		
Do you belong to Minority Community ?	No		
Identity Verified	PAN Card Number CWGPG1347E		
APAAR ID	No		

Apply For

I want to apply for Joint CSIR - UGC NET June -2026 on the basis of	<input type="checkbox"/> Master's Degree
Subject Opted for NET	Chemical Sciences
Specialization	Analytical Chemistry
Father / Guardian Occupation	BUSINESS
Father / Guardian Qualification	GRADUATE
Mother / Guardian Occupation	PRIVATE SERVICE
Mother / Guardian Qualification	GRADUATE
Medium of Question paper	English
Apply For	Assistant Professor, Admission to Ph.D.
1st Choice for Exam City	DELHI (NCT) - NEW DELHI
2nd Choice for Exam City	HARYANA - FARIDABAD
3rd Choice for Exam City	HARYANA - GURUGRAM
4th Choice for Exam City	UTTAR PRADESH - NOIDA / GREATER NOIDA

M.PHIL Details

Whether you have taken Admission in regular M.PHIL course	No
---	----

Ph.D. Details

Whether admitted in Ph.D.	No
---------------------------	----

Research / Ex-Serviceman Details

Specialization, if Any	NA
Do you have any research experience in the subject following the completion of your postgraduate degree?	NO
Whether you are an Ex-Serviceman ?	NO



Present Address

Premises No/Name, Sub-Locality, Locality	1ST FLOOR NSIC MDBP BUILDING, OKHLA INDUSTRIAL ESTATE
District, State, Country, Pin Code	SOUTH EAST DELHI, DELHI, India, 110020
Email Address	***@***.in
Mobile Number	011-20000000
Alternate Contact No. (Optional)	NA

Permanent Address

Premises No/Name, Sub-Locality, Locality	1ST FLOOR NSIC MDBP BUILDING, OKHLA INDUSTRIAL ESTATE
District, State, Country, Pin Code	SOUTH EAST DELHI, DELHI, India, 110020

Images Captured by Candidate

Photo	Signature
	

Fee Payment Details

Activity	Application No	Reference No	Transaction Date	Amount	Customer ID	Payment Mode
Application fee	261610000014	837918837	25/05/2026 15:32:18	15	26161000001401200525158158	EPG

ANNEXURE-VII**PAYMENT OF EXAM FEE - PROCEDURE/ MODE / SERVICE PROVIDER(S), SERVICES CHARGES AND HELPDESK**

After completing Step-2 of Online Application Form, candidates may remit the examination fee (Step-3) by choosing the following options:

Online Mode i.e. Debit/Credit Card/UPI or internet banking through any of the payment gateway of SBI or ICICI:

- Check the validity of the Debit/Credit Card and keep it ready with you while logging on to website for submitting application form. Candidate should enter the information asked for and make payment through Debit/ Credit Card.
- Through Net Banking, check the balance in your account and keep all credentials ready with you while logging on to website for submitting application form. Candidate should Login with his/her credentials of net banking and make payment through Net Banking.

Please select any Mode of Payment/Service Provider (Service & other charges as applicable per transaction to be paid by the candidate to the concerned Bank/ Payment Gateway Integrator): -

S. No	Mode of Payment	STATE BANK OF INDIA		ICICI BANK	
		1	Net Banking	SBI	Rs 5.00+GST
	Other Banks	Rs 5.00+GST		Other Banks	4.00 + GST
2	Debit Cards	Nil		Nil	
3	Credit Cards	Domestic	0.80% + GST (Minimum Rs 11/-)	Domestic	0.40%of Transaction value
		International	3.50% of Fee+ GST (Minimum Rs 11/-)	International	2.35%of Transaction value
4	Unified Payment Interface (UPI)	NIL Charge		NIL Charge	

Note: In case, the fee payment status is not 'OK' the candidates are advised as following :-

- (i) If the fee is paid through credit/debit card and status is not OK, it means the transaction is cancelled. Therefore, such candidates have to pay the fee once again and ensure the OK fee status.
- (ii) For cancelled transactions, the amount will, automatically, be refunded by the concerned Bank to concerned credit/debit card within **15 days of last date of submission of Application Form.**

2. Helplines:

(a) If Paying through State Bank of India (SBI):

Sl.	Name	Email ID	Contact Number
1	Helpdesk3	sbi.00727@sbi.co.in	011-26391804
2	Customer Care	agmcustomer.lhodel@sbi.co.in	1800112211
3	Through SMS	UNHAPPY (add text)	8008202020

(b) If Paying through ICICI Bank:

Sl.	Name	Email ID	Contact Number
1	Customer support Helpline number (9AM to 6PM)	pqgsupport.ind@worldline.com	18602332332

(c) NTA Helpdesk Contact details (in case the payment related issues are not resolved through the above-mentioned Helplines of the concerned Bank/Payment Gateway Integrator):

Email: csirnet@nta.ac.in

Phone No.: 011-40759000, 011-69227700

3. Procedure to raise payment related Grievance:

After (successful completion of Step-3, Confirmation Page of the Application Form, should be downloaded and a printout of the same may be retained for future reference. The Confirmation Page of the online Application Form could be generated **only after successful payment by the Candidate**.

In case the Confirmation Page is not generated after payment of prescribed Fee, then the candidate should approach the concerned Bank/Payment Gateway integrator (in the helpline number and email mentioned above), for ensuring the successful payment.

In spite of above, if successful transaction is not reflected on the Portal, the candidate may contact NTA Helpline. If the payment issue is still not resolved, the candidate may pay second time.

However, any duplicate payment received from the candidate by NTA in course of said transactions will be refunded through the same payment mode through which the duplicate payment is received, after fee reconciliation by NTA.

Information to be provided by the Candidate while raising any payment related query/grievance through QRS/email/Helplines: -

- a. Name of the Bank and / or payment Gateway.
- b. Date and time of the transaction
- c. Transaction Number
- d. Bank Reference Number
- e. Proof of transaction
- f. Screenshot from the payment portal (in case of payment failure).

ANNEXURE-VIII**LIST OF EXAM CITIES FOR JOINT CSIR- UGC NET June, 2026**

S.No.	State	City	CITY_Code
1	Andaman and Nicobar Island	PORT BLAIR	AN01
2	Andhra Pradesh	ANANTAPUR	AP01
3	Andhra Pradesh	ELURU	AP06
4	Andhra Pradesh	GUNTUR	AP07
5	Andhra Pradesh	KADAPA (YSR KADAPA)	AP08
6	Andhra Pradesh	KAKINADA	AP09
7	Andhra Pradesh	KURNOOL	AP10
8	Andhra Pradesh	NELLORE	AP11
9	Andhra Pradesh	ONGOLE	AP12
10	Andhra Pradesh	RAJAHMUNDRY	AP13
11	Andhra Pradesh	SRIKAKULAM	AP14
12	Andhra Pradesh	TIRUPATHI/TIRUPATI	AP16
13	Andhra Pradesh	VIJAYAWADA	AP17
14	Andhra Pradesh	VISAKHAPATNAM	AP18
15	Andhra Pradesh	VIZIANAGARAM	AP19
16	Arunachal Pradesh	ITANAGAR/NAHARLAGUN	AL01
17	Assam	DIBRUGARH	AM01
18	Assam	GUWAHATI	AM02
19	Assam	JORHAT	AM03
20	Assam	SILCHAR (ASSAM)	AM04
21	Assam	TEZPUR	AM05
22	Bihar	ARRAH	BR09
23	Bihar	AURANGABAD (BIHAR)	BR01
24	Bihar	BHAGALPUR	BR02
25	Bihar	DARBHANGA	BR04
26	Bihar	GAYA	BR05
27	Bihar	MUZAFFARPUR	BR06
28	Bihar	PATNA	BR07
29	Bihar	PURNEA	BR08
30	Chandigarh	CHANDIGARH/MOHALI/ PANCHKULA	CH01
31	Chhattisgarh	BHILAI NAGAR/DURG	CG01
32	Chhattisgarh	BILASPUR (CHHATTISGARH)	CG02
33	Chhattisgarh	RAIPUR	CG03
34	Daman & Diu and Dadra & Nagar Haveli	SILVASSA	DN01
35	Delhi	DELHI/NEW DELHI	DL01
36	Goa	PANAJI/MADGAON/MARGAO	GO01
37	Goa	MAPUSA	GO03
38	Gujarat	AHMEDABAD	GJ01

S.No.	State	City	CITY_Code
39	Gujarat	ANAND	GJ02
40	Gujarat	GANDHINAGAR	GJ23
41	Gujarat	JAMNAGAR	GJ06
42	Gujarat	MEHSANA	GJ08
43	Gujarat	MODASA	GJ27
44	Gujarat	RAJKOT	GJ10
45	Gujarat	SURAT	GJ11
46	Gujarat	VADODARA	GJ12
47	Gujarat	VALSAD/VAPI	GJ13
48	Haryana	AMBALA	HR01
49	Haryana	FARIDABAD	HR03
50	Haryana	GURUGRAM	HR04
51	Haryana	KURUKSHETRA	HR07
52	Himachal Pradesh	BILASPUR (HIMACHAL PRADESH)	HP01
53	Himachal Pradesh	DHARAMSALA	HP13
54	Himachal Pradesh	HAMIRPUR (HIMACHAL PRADESH)	HP03
55	Himachal Pradesh	KANGRA/PALAMPUR	HP04
56	Himachal Pradesh	KULLU	HP10
57	Himachal Pradesh	MANDI	HP08
58	Himachal Pradesh	SHIMLA	HP06
59	Himachal Pradesh	UNA	HP09
60	Jammu and Kashmir	BARAMULLA	JK01
61	Jammu and Kashmir	BADGAM/ BUDGAM	JK07
62	Jammu and Kashmir	JAMMU	JK02
63	Jammu and Kashmir	PULWAMA	JK06
64	Jammu and Kashmir	SAMBA	JK03
65	Jammu and Kashmir	SRINAGAR (J & K)	JK04
66	Jharkhand	BOKARO	JH01
67	Jharkhand	DHANBAD	JH02
68	Jharkhand	HAZARIBAGH	JH05
69	Jharkhand	JAMSHEDPUR	JH03
70	Jharkhand	RANCHI	JH04
71	Karnataka	BELAGAVI (BELGAUM)	KK02
72	Karnataka	BENGALURU-URBAN	KK20
73	Karnataka	DAVANGERE	KK06
74	Karnataka	DHARWAD	KK10
75	Karnataka	HASSAN	KK09
76	Karnataka	HUBLI	KK27
77	Karnataka	GULBARGA/KALABURGI	KK08
78	Karnataka	MANGALURU (MANGALORE)	KK12
79	Karnataka	MYSURU (MYSORE)	KK14

S.No.	State	City	CITY_Code
80	Karnataka	SHIVAMOGA (SHIMOGA)/SHIVAMOGGA	KK15
81	Karnataka	UDUPI/MANIPAL	KK17
82	Kerala	ALAPPUZHA/CHENGANNUR	KL01
83	Kerala	ERNAKULAM/MOOVATTUPUZHA	KL04
84	Kerala	KANNUR	KL07
85	Kerala	KOLLAM	KL09
86	Kerala	KOTTAYAM	KL11
87	Kerala	KOZHIKODE/CALICUT	KL12
88	Kerala	MALAPPURAM	KL13
89	Kerala	PALAKKAD	KL15
90	Kerala	PATHANAMTHITTA	KL16
91	Kerala	THIRUVANANTHAPURAM	KL17
92	Kerala	THRISSUR	KL18
93	Kerala	WAYANAD	KL19
94	Ladakh	KARGIL	LL02
95	Ladakh	LEH	LL01
96	Lakshadweep	KAVARATTI	LD01
97	Madhya Pradesh	BHOPAL	MP03
98	Madhya Pradesh	GWALIOR	MP06
99	Madhya Pradesh	INDORE	MP07
100	Madhya Pradesh	JABALPUR	MP08
101	Madhya Pradesh	SAGAR	MP12
102	Madhya Pradesh	SATNA	MP13
103	Madhya Pradesh	UJJAIN	MP15
104	Maharashtra	AHILYANAGAR	MR01
105	Maharashtra	AKOLA	MR02
106	Maharashtra	AMRAVATI	MR03
107	Maharashtra	CHANDRAPUR	MR09
108	Maharashtra	AURANGABAD (MR)/ CHHATRAPATI SAMBHAJINAGAR	MR04
109	Maharashtra	DHULE	MR10
110	Maharashtra	JALGAON	MR13
111	Maharashtra	KOLHAPUR	MR14
112	Maharashtra	LATUR	MR15
113	Maharashtra	MUMBAI	MR16
114	Maharashtra	NAGPUR	MR17
115	Maharashtra	NANDED	MR18
116	Maharashtra	NASHIK	MR19
117	Maharashtra	PUNE	MR22
118	Maharashtra	RATNAGIRI	MR24
119	Maharashtra	SANGLI	MR25
120	Maharashtra	SATARA	MR26

S.No.	State	City	CITY_Code
121	Maharashtra	SOLAPUR	MR27
122	Maharashtra	THANE	MR28
123	Maharashtra	WARDHA	MR29
124	Manipur	BISHNUPUR	MN05
125	Manipur	CHURACHANDPUR	MN03
126	Manipur	IMPHAL	MN01
127	Manipur	KAKCHING	MN04
128	Meghalaya	SHILLONG	MG01
129	Mizoram	AIZAWL	MZ01
130	Nagaland	DIMAPUR	NL01
131	Nagaland	KOHIMA	NL02
132	Odisha	ANGUL	OR10
133	Odisha	BALASORE (BALESWAR)	OR02
134	Odisha	BARAGARH	OR21
135	Odisha	BARIPADA/MAYURBANJ	OR12
136	Odisha	BERHAMPUR / GANJAM	OR03
137	Odisha	BHADRAK	OR11
138	Odisha	BHUBANESWAR	OR04
139	Odisha	CUTTACK	OR05
140	Odisha	DHENKANAL	OR06
141	Odisha	KENDUJHAR (KEONJHAR)	OR15
142	Odisha	RAYAGADA	OR26
143	Odisha	ROURKELA	OR08
144	Odisha	SAMBALPUR	OR09
145	Puducherry	PUDUCHERRY	PO01
146	Punjab	AMRITSAR	PB01
147	Punjab	BHATINDA	PB02
148	Punjab	JALANDHAR	PB04
149	Punjab	LUDHIANA	PB05
150	Punjab	SAHIBZADA AJIT SINGH NAGAR	PB12
151	Punjab	PATHANKOT	PB07
152	Punjab	PATIALA/FATEHGARH SAHIB	PB08
153	Punjab	PHAGWARA	PB21
154	Rajasthan	AJMER	RJ01
155	Rajasthan	BIKANER	RJ05
156	Rajasthan	HANUMANGARH	RJ23
157	Rajasthan	JAIPUR	RJ06
158	Rajasthan	JODHPUR	RJ07
159	Rajasthan	KOTA	RJ08
160	Rajasthan	SIKAR	RJ09
161	Rajasthan	SRIGANGANAGAR	RJ10
162	Rajasthan	UDAIPUR	RJ11

S.No.	State	City	CITY_Code
163	Sikkim	GANGTOK	SM01
164	Tamil Nadu	CHENNAI	TN01
165	Tamil Nadu	COIMBATORE	TN02
166	Tamil Nadu	CUDDALORE	TN03
167	Tamil Nadu	DHARMAPURI	TN26
168	Tamil Nadu	ERODE	TN28
169	Tamil Nadu	KALLAKURICHI	TN39
170	Tamil Nadu	KANCHIPURAM	TN05
171	Tamil Nadu	KANYAKUMARI/NAGERCOIL	TN06
172	Tamil Nadu	KARUR	TN29
173	Tamil Nadu	KRISHNAGIRI	TN21
174	Tamil Nadu	MADURAI	TN08
175	Tamil Nadu	NAMAKKAL	TN10
176	Tamil Nadu	SALEM	TN11
177	Tamil Nadu	THANJAVUR	TN12
178	Tamil Nadu	THOOTHUKUDI	TN13
179	Tamil Nadu	TIRUCHIRAPPALLI	TN14
180	Tamil Nadu	TIRUNELVELI	TN15
181	Tamil Nadu	TIRUPPUR	TN22
182	Tamil Nadu	THIRUVALLUR	TN34
183	Tamil Nadu	VELLORE	TN18
184	Tamil Nadu	VILUPPURAM	TN23
185	Tamil Nadu	VIRUDHUNAGAR	TN20
186	Telangana	HYDERABAD/SECUNDERABAD	TL01
187	Telangana	KARIMNAGAR	TL02
188	Telangana	KHAMMAM	TL03
189	Telangana	MAHBUBNAGAR	TL04
190	Telangana	NALGONDA	TL05
191	Telangana	SIDDIPET	TL11
192	Telangana	WARANGAL	TL07
193	Tripura	AGARTALA	TA01
194	Uttar Pradesh	AGRA	UP01
195	Uttar Pradesh	ALIGARH	UP02
196	Uttar Pradesh	FAIZABAD	UP06
197	Uttar Pradesh	BAREILLY	UP04
198	Uttar Pradesh	GHAZIABAD	UP07
199	Uttar Pradesh	GHAZIPUR	UP23
200	Uttar Pradesh	GORAKHPUR	UP08
201	Uttar Pradesh	NOIDA/GREATER NOIDA	UP09
202	Uttar Pradesh	JHANSI	UP10
203	Uttar Pradesh	KANPUR	UP11
204	Uttar Pradesh	LUCKNOW	UP12

S.No.	State	City	CITY_Code
205	Uttar Pradesh	MATHURA	UP13
206	Uttar Pradesh	MEERUT	UP14
207	Uttar Pradesh	MORADABAD	UP15
208	Uttar Pradesh	MUZAFFARNAGAR	UP16
209	Uttar Pradesh	ALLAHABAD/PRAYAGRAJ	UP03
210	Uttar Pradesh	VARANASI	UP18
211	Uttarakhand	DEHRADUN	UK01
212	Uttarakhand	HALDWANI	UK02
213	Uttarakhand	ROORKEE	UK06
214	West Bengal	ASANSOL	WB01
215	West Bengal	BURDWAN (BARDHAMAN)	WB02
216	West Bengal	DURGAPUR	WB04
217	West Bengal	HOOGHLY	WB06
218	West Bengal	HOWRAH	WB07
219	West Bengal	KALYANI	WB08
220	West Bengal	KOLKATA	WB10
221	West Bengal	KHARAGPUR	WB13
222	West Bengal	SILIGURI	WB11

**ATTESTATION FORM (For 'Result Awaited' Candidates only)
OR
(For 'Enrolled' Candidates only)**

I certify that the information given by the candidate Shri/ Smt./ Kum _____ has been verified by me with reference to records of the University/Institute.

It is further certified that the said candidate is enrolled for M.Sc. (mention the degree/course if M.Sc. equivalent) _____ on (mention date/month/year) ___ / ___ / ___;

OR,

after completing 10+2, the said candidate is enrolled for (mention the degree/ course) _____ on this date/ month/ year ___ / ___ / ___ and is presently pursuing (mention year/semester, e.g 4th year/7th semester) ___ / ___ since (mention date/ month/ year) ___ / ___ / ___, and is eligible to appear under Result Awaited category as laid down in the eligibility criteria.

Illustrative List of degrees/ courses:

- (i) BS-4 year program
- (ii) B.E (iii) B. Tech
- (iii) B. Pharma
- (iv) MBBS
- (v) Integrated BS-MS/ Masters M.Sc.
- (vi) (vi) M.Sc. or equivalent

Signature of the Head of Dept./Institute
Rubber stamp/ seal

Name: _____

Designation: _____

Rubber Stamp/Seal: _____

FORMAT OF OBC CERTIFICATE

FORM OF CERTIFICATE TO BE PRODUCED BY OTHER BACKWARD CLASSES APPLYING FOR APPOINTMENT TO POSTS / ADMISSION TO CENTRAL EDUCATIONAL INSTITUTIONS, UNDER THE GOVERNMENT OF INDIA

This is to certify that Shri/ Smt./ Km. _____ Son/ Daughter of Shri/ Smt. _____ of Village/ Town _____ District/Division in the State/ Union Territory _____ belongs to the _____ Community which is recognized as a backward class under:

- (i) Resolution No. 12011/68/93-BCCI dated 10/09/93 published in the Gazette of India Extraordinary Part I Section I No. 186 dated 13/09/93.
- (ii) Resolution No. 12011/9/94-BCC dated 19/10/94 published in the Gazette of India Extraordinary Part I Section I No. 163 dated 20/10/94.
- (iii) Resolution No. 12011/7/95-BCC dated 24/05/95 published in the Gazette of India Extraordinary Part I Section I No. 88 dated 25/05/95.
- (iv) Resolution No. 12011/96/94-BCC dated 9/03/96.
- (v) Resolution No. 12011/44/96-BCC dated 6/12/96 published in the Gazette of India Extraordinary Part I Section I No. 210 dated 11/12/96.
- (vi) Resolution No. 12011/13/97-BCC dated 03/12/97.
- (vii) Resolution No. 12011/99/94-BCC dated 11/12/97.
- (viii) Resolution No. 12011/68/98-BCC dated 27/10/99.
- (ix) Resolution No. 12011/88/98-BCC dated 6/12/99 published in the Gazette of India Extraordinary Part I Section I No. 270 dated 06/12/99.
- (x) Resolution No. 12011/36/99-BCC dated 04/04/2000 published in the Gazette of India Extraordinary Part I Section I No. 71 dated 04/04/2000.
- (xi) Resolution No. 12011/44/99-BCC dated 21/09/2000 published in the Gazette of India Extraordinary Part I Section I No. 210 dated 21/09/2000.
- (xii) Resolution No. 12015/9/2000-BCC dated 06/09/2001.
- (xiii) Resolution No. 12011/1/2001-BCC dated 19/06/2003.
- (xiv) Resolution No. 12011/4/2002-BCC dated 13/01/2004.
- (xv) Resolution No. 12011/9/2004-BCC dated 16/01/2006 published in the Gazette of India Extraordinary Part I Section I No. 210 dated 16/01/2006.
- (xvi) Resolution No. 12011/14/2004-BCC dated 12/03/2007 published in the Gazette of India Extraordinary Part I Section I No. 67 dated 12/03/2007.
- (xvii) Resolution No. 12015/2/2007-BCC dated 18/08/2010.
- (xviii) Resolution No. 12015/13/2010-BCC dated 08/12/2011.

Shri/Smt./Km. _____ and/ or _____ his/her family ordinarily reside(s) in the _____ District/Division of the _____ State/Union Territory. This is also to certify that he/she does not belong to the persons/sections (Creamy Layer) mentioned in Column 3 of the Schedule to the Government of India, Department of Personnel & Training O.M. No. 36012/22/93-Estt.(SCT) dated 08/09/93 which is modified vide OM No. 36033/3/2004 Estt.(Res.) dated 09/03/2004, further modified vide OM No.36033/3/2004-Estt.(Res.) dated 14/10/2008, again further modified vide OM No. 36036/2/2013-Estt (Res) dated 30/5/2014 or the latest notification of the Government of India.

Dated: _____

**District Magistrate / Deputy Commissioner /
Any other Competent Authority Seal:**

NOTE:

- (a) The term 'Ordinarily resides' used here will have the same meaning as in Section 20 of the Representation of the People Act, 1950.
- (b) The authorities competent to issue Caste Certificates are indicated below:
 - (i) District Magistrate/ Additional Magistrate/ Collector/ Deputy Commissioner/ Additional Deputy Commissioner/ Deputy Collector/ 1st Class Stipendiary Magistrate/ Sub-Divisional magistrate/ Taluka Magistrate/ Executive Magistrate/ Extra Assistant Commissioner (not below the rank of 1st Class Stipendiary Magistrate).
 - (ii) Chief Presidency Magistrate / Additional Chief Presidency Magistrate / Presidency Magistrate.
 1. Revenue Officer not below the rank of Tehsildar' and
 2. Sub-Divisional Officer of the area where the candidate and / or his family resides.

FORMAT OF SC/ST CERTIFICATE

1. This is to certify that Shri/ Smt.*/ Kum*.....Son/ daughter of.....Of village/ town* in District/ Division*.....of the State/ Union Territory*.....Belong to the.....Caste/ Tribe* which is recognized as a **Scheduled**

Caste/Scheduled Tribe* under:

- *The Constitution (Scheduled Castes) Order, 1950
- *The Constitution (Scheduled Tribes) Order, 1950
- *The Constitution (Scheduled Castes) (Union Territories) Order, 1951
- *The Constitution (Scheduled Tribes) (Union Territories) Order, 1951
- {As amended by the Scheduled Castes and Scheduled Tribes Lists (Modification Order) 1956, the Bombay Reorganization Act, 1960, the Punjab Reorganization Act 1966, the State of Himachal Pradesh Act, 1970, the North-Eastern Areas (Reorganisation) Act, 1971 and the Scheduled Castes and Scheduled Tribes Orders (Amendment) Act, 1976}
- *The Constitution (Jammu & Kashmir) Scheduled Castes Order, 1956;
- *The Constitution (Andaman & Nicobar Islands) Scheduled Tribes Order, 1959, as amended by the Scheduled Castes and Scheduled Tribes Orders (Amendment) Act 1976;
- *The Constitution (Dadra and Nagar Haveli) Scheduled Castes Order, 1962;
- *The Constitution (Dadra and Nagar Haveli) Scheduled Tribes Order, 1962;
- *The Constitution (Pondicherry) Scheduled Castes Order, 1964;
- *The Constitution (Uttar Pradesh) Scheduled Tribes Order, 1967;
- *The Constitution (Goa, Daman and Diu) Scheduled Castes Order, 1968;
- *The Constitution (Nagaland) Scheduled Tribes Order, 1970
- *The Constitution (Sikkim) Scheduled Castes Order, 1978
- *The Constitution (Sikkim) Scheduled Tribes Order, 1978
- *The Constitution (Jammu and Kashmir) Scheduled Tribes Order, 1989
- *The Constitution (Scheduled Castes) Orders (Amendment) Act, 1990
- *The Constitution (Scheduled Tribes) Order Amendment Act, 1991
- *The Constitution (Scheduled Tribes) Order Second Amendment Act, 1991

2. This certificate is issued on the basis of the Scheduled Castes/ Scheduled Tribes Certificate issued to Shri/ Smt*.....father/ mother* of Shri/ Smt/ KumariOfVillage/ town*..... in District/ Division*..... of the State/ Union Territory*..... Who belongs to the Caste/ Tribe* which is recognized as a Scheduled Caste/Scheduled Tribe* in the State/ Union Territory*.....issued by the.....Dated
3. Shri/Smt*/ Kumari* and/ or* his/ her family ordinarily reside(s) in village/town*..... Of District/ Division* of the State/Union Territory of

Signature
 Designation.....
 (With seal of Office)

Place:
 Date:

State
 Union Territory

NOTE: The term "Ordinarily resides" used here will have the same meaning as in Section 20 of the Representation of the Peoples Act, 1950.

*Please delete the words which are not applicable.

AUTHORITIES EMPOWERED TO ISSUE SCHEDULED CASTE/ SCHEDULED TRIBE CERTIFICATES

{G.I. Dept. of Per. & Trg. O.M. No. 3012//88-Estt. (SCT), (SRD III) dated 24.04.1990}

The under mentioned authorities have been empowered to issue Caste Certificates of verification:

1. District Magistrate/ Additional District Magistrate/ Collector/ Deputy Commissioner/ Additional Deputy Commissioner/ Deputy Collector/ First class Stipendiary Magistrate/ Sub Divisional Magistrate/Taluka Magistrate/ Executive Magistrate/ Extra Assistant Commissioner.
2. Chief Presidency Magistrate/Additional Chief Presidency Magistrate/Presidency Magistrate.
3. Revenue Officer not below the rank of Tehsildar
4. Sub-Divisional Officer of the area where the candidate and/or his/her family normally resides

FORMAT OF EWS CERTIFICATE

Government of India
(Name & Address of the authority issuing the certificate)

INCOME & ASSET CERTIFICATE TO BE PRODUCED BY ECONOMICALLY WEAKER SECTIONS

Certificate No. _____ Date _____

VALID FOR THE YEAR _____

1. This is to certify that Shri/Smt./Kumari _____ son / daughter / wife of _____ permanent resident of, Village / Street _____ Post Office _____ District _____ in the State/ Union Territory Pin Code _____ Whose photograph is attested below belongs to Economically Weaker Sections, since the gross annual income* of his/ her 'family'** is below Rs. 8 Lakh (Rupees Eight Lakh only) for the financial year His/ her family does not own or possess any of the following assets ***:

- I. 5 acres of agricultural land and above;
- II. Residential flat of 1000 sq. ft. and above;
- III. Residential plot of 100 sq. yards and above in notified municipalities;
- IV. Residential plot of 200 sq. yards and above in areas other than the notified municipalities.

2. Shri/Smt./Kumari _____ belongs to the _____ caste which is not recognized as a Scheduled Caste, Scheduled Tribe and Other Backward Classes (Central List).

Signature with seal of Office _____ Name _____

Designation _____

Recent
Passport size
attested
photograph of
the applicant

*Note 1: Income covered all sources i.e. salary, agriculture, business, profession etc.

** Note 2: The term "Family" for this purpose include the person, who seeks benefit of reservation, his/ her parents and siblings below the age of 18 years as also his/her spouse and children below the age of 18 years.

***Note 3: The property held by a "Family" in different locations or different places/cities have been clubbed while applying the land or property holding test to determine EWS status.

ANNEXURE-XIII

PROCEDURE FOR APPEARING IN COMPUTER BASED TEST (CBT)

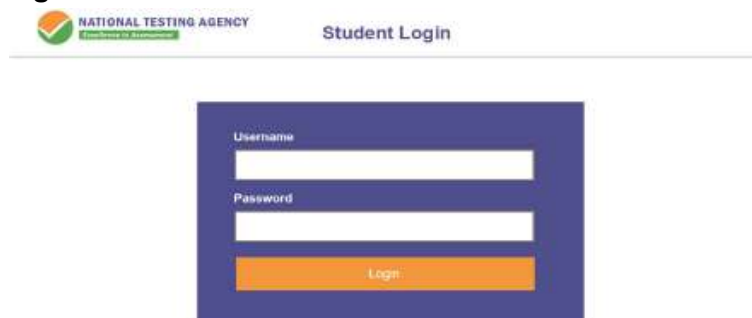
The major examinations being conducted by NTA are Computer Based Test (CBT). A CBT requires candidates to sit in front of a computer terminal (node) allocated to them against their Roll number and Admit card. After logging the candidate will get detailed instructions for the examinations. At the designated time of start of examination, the candidates will be able to proceed and see the questions on the computer screen using the computer mouse. Candidates will have the option to change / modify/ edit / answers already entered any time during the examination.

Procedure for appearing in Computer Based Test (CBT):

(Sample/mock test will be available on NTA website: www.nta.ac.in for hands on practice)

- (a) A computer terminal (node) indicating Roll Number will be allocated to each candidate. Candidates should find and sit on their allocated computers only. Any candidate found to have changed room/hall or the computer on their own other than the one allotted would lead to cancellation of candidature and no plea in this regard would be entertained.
- (b) For login, the candidate will have to enter **login-ID and password**. The computer terminal allotted to the candidate will display WELCOME login screen, Candidate's photograph and Joint CSIR-UGC NET subject opted by the candidate.

Candidate Login Page



The screenshot shows the 'Student Login' page of the National Testing Agency. At the top left is the NTA logo with the text 'NATIONAL TESTING AGENCY' and 'Excellence by Assessment'. To the right of the logo is the text 'Student Login'. Below this is a blue-bordered login form with three input fields: 'Username', 'Password', and a blue 'Login' button.

Candidate Welcome Screen



The screenshot shows the 'Candidate Welcome Screen' of the National Testing Agency. At the top left is the NTA logo with the text 'NATIONAL TESTING AGENCY' and 'Excellence by Assessment'. Below the logo is a placeholder for a candidate's photograph. Below the photo is the text 'Welcome, Atul Singh'. At the bottom is a blue 'Proceed' button.

- (c) After login, the candidate shall be able to see the detailed instructions for the examination. Candidates are advised to go through the instructions carefully regarding the type of questions and marking scheme. At the designated time of start of the examination, the candidates will be able to proceed and see the questions on the computer screen.

General Instruction Page

Please read the instructions

carefully General Instructions:

1. Total duration of examination is 180 minutes.
2. The clock will be set at the server. The countdown timer in the top right corner of screen will display the remaining time available for you to complete the examination. When the timer reaches zero, the examination will end by itself. You will not be required to end or submit your examination.
3. The Questions Palette displayed on the right side of screen will show the status of each question using one of the following symbols:



You have not visited the question yet.



You have not answered the question.





You have answered the question.



You have NOT answered the question but have marked the question for review.



The question(s) "Answered and Marked for Review" will be considered for evaluation.

4. You can click on the ">" arrow which appears to the left of question palette to collapse the question palette thereby maximizing the question window. To view the question palette again, you can click on "<" which appears on the right side of question window.
5. You can click on your "Profile" image on top right corner of your screen to change the language during the exam for entire question paper. On clicking of Profile image you will get a drop-down to change the question content to the desired language.
6. You can click on  to navigate to the bottom and  to navigate to top of the question are, without scrolling.

Navigating to a Question:

7. To answer a question, do the following:
 - a. Click on the question number in the Question Palette at the right of your screen to go to that numbered question directly. Note that using this option does NOT save your answer to the current question.
 - b. Click on **Save & Next** to save your answer for the current question and then go to the next question.
 - c. Click on **Mark for Review & Next** to save your answer for the current question, mark it for Review, and then go to the next question.

Answering a Question:

8. Procedure for answering a Multiple-Choice type question:

- a. To select your answer, click on the button of one of the options.
 - b. To deselect your chosen answer, click on the button of the chosen option again or click on the Clear Response button
 - c. To change your chosen answer, click on the button of another option
 - d. To save your answer, you **MUST** click on the Save & Next button.
 - e. To mark the question for review, click on the Mark for Review & Next button.
9. To change your answer to a question that has already been answered, first select that question for answering and then follow the procedure for answering that type of question.

Navigating through sections:

10. Sections in this question paper are displayed on the top bar of the screen. Questions in a Section can be viewed by click on the section name. The Section you are currently viewing is highlighted.
11. After click the **Save & Next** button on the last question for a section, you will automatically be taken to the first question of the next section.
12. You can shuffle between sections and questions anything during the examination as per your convenience only during the time stipulated.
13. Candidate can view the corresponding section summary as part of the legend that appears in every section above the question palette.

The keyboard attached to the computer, if any, will be disabled during the entire duration of the examination. Depending on the type of question, the answers to questions can either be entered by clicking on the virtual on-screen keyboard (numeric or otherwise) using the computer mouse or by clicking the chosen option(s) using the computer mouse. Candidates will have the option to change/modify answers already entered anytime during the entire duration of the examination.

In case the computer/mouse allotted to any candidate malfunctions anytime during the test, he/she will be immediately allotted another computer system and the time lost due to this will be adjusted in the server so as to give the candidate the full allotted time.

The on-screen computer clock counter of every candidate will be set at the server. The countdown timer in the top right side of computer screen will display the time remaining (in minutes) available for the candidate to complete the examination. When the timer reaches zero, the examination will end by itself. Candidate will not be required to end or submit the examination.

The screenshot displays the exam interface. At the top, it shows the candidate's name as [Your Name], Exam Name as UGC-NET, Subject Name as English-Paper 2-Dec-2019, and Remaining Time as 01:59:39. A language dropdown menu is set to English. The main question area shows 'Question 1:' with the text: 'Which of the following combinations best describes the typical methodology of literary research?' followed by four options: (1) Direct, empirical and quantitative; (2) Phenomenological, speculative and abstract; (3) Textual, critical and historical; (4) Synoptic, conceptual and speculative. Below the options are radio buttons labeled (1), (2), (3), and (4). At the bottom of the question area are buttons for 'SAVE & NEXT', 'CLEAR', 'SAVE & MARK FOR REVIEW', and 'MARK FOR REVIEW & NEXT'. A navigation bar at the very bottom includes '<< BACK', 'NEXT >>', and a 'SUBMIT' button. To the right, the 'Question Palette' is visible, showing a grid of question numbers (01-55) and their status: 'Not Visited' (grey), 'Not Answered' (orange), 'Answered' (green), 'Marked for Review' (purple), and 'Answered & Marked for Review (will be considered for evaluation)' (purple with a green checkmark). A right-pointing arrow is located between the question area and the palette.

- (d) The Question Palette displayed on the screen will show the status of each question using one of the following symbols:

The legend shows five symbols and their corresponding statuses: a grey square with '74' for 'Not Visited'; an orange square with '1' for 'Not Answered'; a green square with '0' for 'Answered'; a purple circle with '0' for 'Marked for Review'; and a purple circle with '0' and a green checkmark for 'Answered & Marked for Review (will be considered for evaluation)'.

The question(s) “Answered and Marked for Review” status for a question indicates that candidate would like to have a relook at that question again. A candidate has the option of answering a question and simultaneously “Marked for Review”, these answers will be considered for evaluation. However, if a candidate has simply put “Marked for Review” for a question without answering it, the corresponding question marked for review without an answer will not be considered for evaluation. It may be noted that a candidate can return to any “Marked for Review” question any time during the examination by clicking on the corresponding question number icon displayed on the Question Palette of the corresponding section.

- (e) Candidate can click on the “>” arrow which appears to the left of question palette to collapse the question palette thereby maximizing the question viewing window. To view the question palette again, candidate can click on “<” which appears on the right side of question window.
- (f) Candidate can click on to navigate to the bottom and to navigate to the top of the question area, without scrolling. Using the computer mouse the candidate can scroll up and down the question viewing area for viewing the entire question.
- (g) The full paper can be viewed by clicking the “Question Paper” icon on the top right corner of the screen.
- (h) Blank Sheets for doing rough Work/calculations shall be provided to the candidates. The Blanks Sheets would have a Header page for the candidates to write down his/her Name and

Roll Number. All calculations/writing work are to be done only in the Blank Sheets provided at the centre in the examination Room/Hall and on completion of the test candidates must hand over the rough sheets to the invigilator on duty in the Room/Hall.

(i) Navigating to a Question to navigate between questions within a Paper, candidate needs to do the following:

- (a) Click on the question number in the Question Palette at the right of the screen to go to that numbered question directly. Note that using this option does NOT save the answer to the currently displayed question.
- (b) Click on “Save & Next” to save the answer of any question. Clicking on “Save & Next” will save the answer for the current question and the next question will be displayed on the candidate’s computer screen.
- (c) Click on “Mark for Review & Next” to mark a question for review (without answering it) and proceed to the next question.



(j) Answering a Question

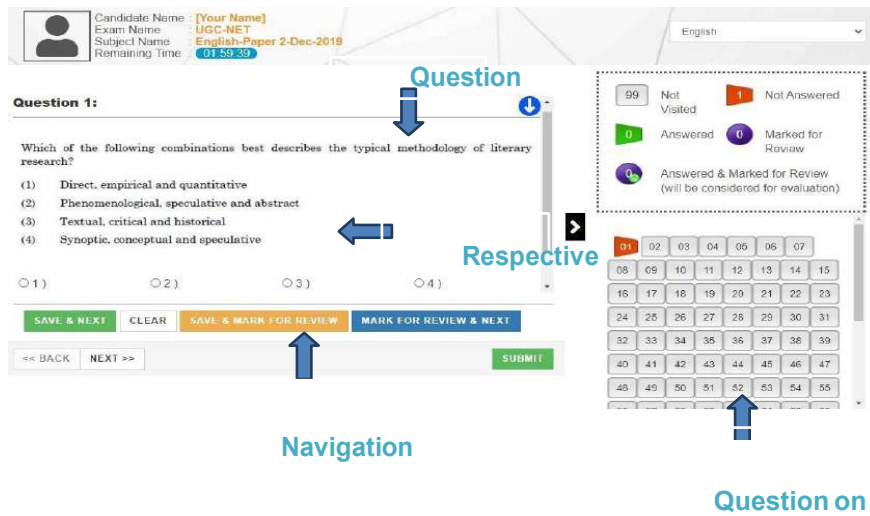
To navigate between questions within a Paper, candidate needs to do the following: Procedure for answering a Multiple-Choice type question:

- (a) To select the option(s), click on the corresponding button(s) of the option(s).
- (b) To deselect the chosen answer, click on the button of the chosen option again or click on the “Clear Response” button.
- (c) To save the answer, the candidate MUST click on the “Save & Next” button.
- (d) To mark the question for review (without answering it), click on the “Mark for Review & Next” button.

(k) Navigating through sections:

- (i) Sections in the question paper are displayed on the top bar of the screen. Questions in a section can be viewed by clicking on the section name. The section in which candidate is currently viewing will be highlighted.
- (ii) After clicking the “Save & Next” button on the last question for a section, candidate will automatically be taken to the first question of the next section.
- (iii) Candidate can shuffle between sections and questions within sections anytime during the examination as per the convenience only during the time stipulated.

- (iv) Candidate can view the corresponding section summary as part of the legend that appears in every section above the question palette.



Question on Screen

- (I) Procedure for answering questions that require inputs from virtual key board (numeric or otherwise):

- (a) Candidate will have to use the on-screen virtual keyboard (that would be displayed just below the question statement of these types of questions) and the attached computer mouse to enter his/her answer in the space provided for answer.



On Screen Virtual



Keyboard

- (b) The answer can be changed, if required, anytime during the test. To save the answer, the candidate MUST click on the “Save & Next” button.
- (c) To mark the question for review (without answering it), click on the “Mark for Review & Next” button.

Candidate will have the option to change previously saved answer of any question, anytime during the entire duration of the test. To change the answer to a question that has already been answered, first select the corresponding question from the Question Palette, then click on “Clear Response” to clear the previously entered answer and subsequently follow the procedure for answering that type of question.

(m) ROUGH WORK:

All calculations/writing work are to be done only in the rough sheet provided at the Centre in the examination Room/Hall and on completion of the test candidates must hand over the rough sheets to the invigilator on duty in the Room/Hall.

HELPDESK CONTACT DETAILS OF JOINT CSIR- UGC NET June, 2026

Fellowship under CSIR Scheme:	DEPUTY SECRETARY / UNDER SECRETARY (EMR), CSIR-HRDG, CSIR COMPLEX (OPPOSITE INSTITUTE OF HOTELMANAGEMENT), LIBRARY AVENUE, PUSA, NEW DELHI – 110012
Fellowships under UGC Schemes	UNDER SECRETARY, SELECTION AND AWARD BUREAU, UNIVERSITY GRANT COMMISSION, SOUTH CAMPUS, UNIVERSITY OF DELHI, BENITO JUAREZ MARG, DHAULA KUAN, NEW DELHI- 110021
For Eligibility for Assistant Professor:	EDUCATION OFFICER, UNIVERSITY GRANTS COMMISSION, SOUTH CAMPUS, UNIVERSITY OF DELHI, BENITO JUAREZ MARG, DHAULA KUAN, NEW DELHI-110021



राष्ट्रीय परीक्षा एजेंसी
National Testing Agency
Excellence in Assessment



वैज्ञानिक तथा औद्योगिक अनुसंधान परिषद
COUNCIL OF SCIENTIFIC & INDUSTRIAL RESEARCH

NATIONAL TESTING AGENCY

(AN AUTONOMOUS ORGANIZATION UNDER THE DEPARTMENT OF HIGHER
EDUCATION, MINISTRY OF EDUCATION, GOVERNMENT OF INDIA)



011 4075 9000, 011 6922 7700



CSIRNET@NTA.AC.IN



[HTTPS://CSIRNET.NTA.NIC.IN/](https://csirnet.nta.nic.in/)